

FRANCIACORTA KARTING TRACK
15-16 MARZO 2025



ROUND 1



BOOKLET





ROUND 1

FRANCIACORTA KARTING TRACK

15-16 MARZO 2025



MINI ROK U10

Gara 2 (R2)

OFFICIAL RESULTS

Document 5.1 OFFICIAL

Rnk	No.	Competitor	Nation	Driver	Nation	Equipment	Laps	Time	Best lap	Gap	Interv.	Penalty
1	▲3	44 Tarillion Motorsport	AUT	ALMEKDAD Ghazi	AUT	Kr / Vortex / Levanto	7	6:53.357	58.519			
2	▼1	23 Parolin Poland	POL	LUKAS Natan	POL	Parolin / Vortex / Levanto	7	6:55.987	58.635	2.630	2.630	
3	▲27	15 D&d Motorsport Poland	POL	STEC Filip	POL	Parolin / Vortex / Levanto	7	6:58.594	58.375	5.237	2.607	
4	▼1	27 Tsunami	ITA	FARDIN Nico	SUI	Parolin / Vortex / Levanto	7	6:59.282	59.066	5.925	0.688	
5	▲26	22 Avracing Di Villa Alessandro	ITA	TRAINA Edoardo	ITA	Parolin / Vortex / Levanto	7	6:59.416	58.500	6.059	0.134	
6	▲8	26 Emme Racing	ITA	PASINI Giovanni	ITA	Eks / Vortex / Levanto	7	6:59.544	58.179	6.187	0.128	
7	▼1	14 Bialais Bruno	FRA	BIALAIS GIUDICELLI Leon	FRA	Tony Kart / Vortex / Levanto	7	6:59.768	58.757	6.411	0.224	
8	▼6	32 ACS Brt	ROU	BORTOV Nikita	ROU	Alonso / Vortex / Levanto	7	7:02.420	58.999	9.063	2.652	+3.000
9	▲6	21 Dugat Loic	FRA	FAREL Beretta Dugat	FRA	Tony Kart / Vortex / Levanto	7	7:02.633	58.852	9.276	0.213	+3.000
10	▲6	43 Tarillion Motorsport	AUT	MAKOLM Anna	AUT	Alonso / Vortex / Levanto	7	7:03.584	58.859	10.227	0.951	
11	▲12	30 Nico Racing	NOR	PIETRAS Nicolaj	NOR	Parolin / Vortex / Levanto	7	7:03.868	58.761	10.511	0.284	
12	▲17	19 Team Driver Racing Kart	ITA	VENTORINO Giovanni	ITA	Kr / Vortex / Levanto	7	7:03.970	58.910	10.613	0.102	
13	▲4	25 Emme Racing	ITA	HALILOVIC Demir	AUT	Eks / Vortex / Levanto	7	7:04.298	59.142	10.941	0.328	
14	▲4	39 Sapignoli Paolo	ITA	SAPIGNOLI Giorgio	ITA	Oberon / Vortex / Levanto	7	7:04.309	58.982	10.952	0.011	
15	▼3	12 New Technology Di Urganani	ITA	LISIGNOLI Francesco	UAE	Kr / Vortex / Levanto	7	7:04.440	58.904	11.083	0.131	
16	▲6	28 Cecchin Davide	ITA	CECCHIN Sebastiano Leon	ITA	Parolin / Vortex / Levanto	7	7:04.594	58.927	11.237	0.154	
17	▼12	31 ACS Brt	ROU	REBENCIUC Vladimir	ROU	Alonso / Vortex / Levanto	7	7:04.667	58.422	11.310	0.073	+5.000
18	▲7	35 Tarillion Motorsport	AUT	CASTRO VILLARREAL Iker	AUT	Kr / Vortex / Levanto	7	7:04.797	58.823	11.440	0.130	
19	▲1	11 Luigi Spina	MLT	MIGUEL Spina	MLT	Energy / Vortex / Levanto	7	7:04.934	58.889	11.577	0.137	
20	▲4	20 Meni Marco	ITA	MENI Matteo	ITA	Birel / Vortex / Levanto	7	7:08.329	58.822	14.972	3.395	
21	▼10	40 Ottaviani Fabio	ITA	OTTAVIANI Alessio	ITA	Otk / Vortex / Levanto	7	7:08.916	59.143	15.559	0.587	+5.000
22	▼3	34 Eric Boullier	FRA	BOULLIER Elias Boullier	FRA	Tony Kart / Vortex / Levanto	7	7:10.151	58.902	16.794	1.235	+5.000
23	▲3	37 Eeles Thomas Brian	NOR	GRONDAL-EELES James	NOR	Birel / Vortex / Levanto	7	7:17.449	1:00.548	24.092	7.298	
24	▲3	38 E1g Racing Team	POL	MIKOLAJCZYK Piotr	POL	Parolin / Vortex / Levanto	7	7:18.237	1:01.029	24.880	0.788	
25	▼12	13 Zuffa Ilaria	ITA	DAL POZZO Samuel	ITA	Kr / Vortex / Levanto	7	7:23.295	59.168	29.938	5.058	
26	▲2	42 Prk Asd	ITA	YILMAZ Ilmen	TUR	Parolin / Vortex / Levanto	7	7:24.212	1:01.374	30.855	0.917	
27	▼19	18 Team Driver Racing Kart	ITA	KRALEV Leo	BUL	Kr / Vortex / Levanto	4	3:58.212	58.425	3 Laps	3 Laps	
28	▼21	29 Pantoli David	FRA	PANTOLI Amine	FRA	Parolin / Vortex / Levanto	4	3:58.328	58.375	3 Laps	0.116	
29	▼20	24 Martin Fabrice	FRA	MARTIN Antonio	FRA	Tony Kart / Vortex / Levanto	3	3:01.727	59.229	4 Laps	1 Lap	
30	▼20	41 Bambini Racing Team	POL	CZERNICKI Radek	POL	Kr / Vortex / Levanto	3	3:02.199	59.765	4 Laps	0.472	
31	▼10	36 Bakkegaard André	NOR	BAKKEGAARD Phillip	NOR	Birel / Vortex / Levanto	0	5.473		7 Laps	3 Laps	+3.000

Leaders : No.44 ALMEKDAD Ghazi (1-7)

Start Time : 16/03 - 16:16:28

Best lap : No.26 PASINI Giovanni 58.179 80.50 kph

Weather : Overcast Air : 13°C Track : Dry

Event Record : No.27 FARDIN Nico 58.020 80.72 kph

No.32 +5s 02:21 Lap 2 No.21 +3s 03:33 Lap 3 No.36 +3s 03:35

Presidente del Collegio *Mauro Antonio*

Membro del Collegio *David Pizzarello*

Membro del Collegio *Amalibe Ravetto*

2025ROKcupRnd1 (ITA) 15-16/03/2025





ROUND 1

FRANCIACORTA KARTING TRACK

15-16 MARZO 2025



KARTING TRACK
FRANCIACORTA

DOCUMENT N° 124

DECISIONE DEI COMMISSARI SPORTIVI STEWARDS' DECISION

PENALITA INFLITTA AL CONCORRENTE (NOME): **Ottaviani Fabio**
PENALTY INFLICTED UPON THE ENTRANT (NAME):

NAZIONALITA / NATIONALITY: **ITA**

No.: **40**
No.:

PILOTA : **OTTAVIANI Alessio**
DRIVER :

Parte dell'evento: **MINI ROK U10 - Gara 2**
Concerns the part of the event:

DECISIONE / STATEMENT

5 secondi di penalità nella sessione sopra indicata

MOTIVAZIONE / REASON:

Il Conduuttore n. 40 nella sessione sopra indicata sorpassava il Conduuttore n. 19 in regime di bandiera gialla agitata al MP 4.

Visti i video della Race Control, Visto il rapporto del DG, Convocato più volte attraverso il sistema di audiodiffusione non presentato
Visti gli Art. 210.3 III - 215 bis - 216 bis - 227 - 228 - 229 del RSN in vigore

Visto l'Art. 33 Q) - Art. 14 - Art. 28 RDSSK in vigore

Per questi motivi, il concorrente è stato ritenuto responsabile della violazione sopra riportata ed i CCSS ritengono appropriata la penalità inflitta secondo i poteri conferiti dall'art. 210.3 III del RSN in vigore.
Il concorrente avverso la predetta decisione, qualora ne sussistano i presupposti in base a quanto stabilito dal RSN e dal regolamento di giustizia sportiva, potrà ricorrere in appello con le modalità ed entro i termini di cui alla vigente normativa.

Decisione annunciata
Decision announced

Data / Date: **16/03/2025**

Ora / Time: **18:00**

Nome / Name

Firma / Signature

Presidente del Collegio / Chairman of the Panel:

Maisto Antonio (ITA)

Membri del Collegio / Members of the Panel:

Iacoboni Elena (ITA)

Ronchetti Annalisa (ITA)

NOTIFICAZIONE AL CONCORRENTE / NOTIFICATION TO THE RELEVANT ENTRANT

Io sottoscritto:

I undersigned: Nome Cognome / personal name

Rappresentante del Concorrente: **Ottaviani Fabio**

Representing the Entrant: Nome del Concorrente / Entrant's name

Certifico che sono stato informato del documento No. **124** dai Commissari Sportivi dell'Evento.
Certify that I have been notified of document No. **124** *by the Stewards of the Meeting.*

Data / Date:

Ora / Time:

Firma / Signature:



ROUND 1

FRANCIACORTA KARTING TRACK

15-16 MARZO 2025



KARTING TRACK
FRANCIACORTA

DOCUMENT N° 123

DECISIONE DEI COMMISSARI SPORTIVI STEWARDS' DECISION

PENALITA INFLITTA AL CONCORRENTE (NOME): **ACS Brt**
PENALTY INFLICTED UPON THE ENTRANT (NAME):

NAZIONALITA / NATIONALITY: **ROU**

No.: **31**
No.:

PILOTA : **REBENCIUC Vladimir**
DRIVER :

Parte dell'evento: **MINI ROK U10 - Gara 2**
Concerns the part of the event:

DECISIONE / STATEMENT

5 secondi di penalità nella sessione sopra indicata

MOTIVAZIONE / REASON:

Il Conduuttore n. 31 nella sessione sopra indicata sorpassava il Conduuttore n. 21 in regime di bandiera gialla agitata al MP 4.

Visti i video della Race Control, Visto il rapporto del DG, Convocato più volte attraverso il sistema di audiodiffusione non presentato
Visti gli Art. 210.3 III - 215 bis - 216 bis - 227 - 228 - 229 del RSN in vigore

Visto l'Art. 33 Q) - Art. 14 - Art. 28 RDSSK in vigore

Per questi motivi, il concorrente è stato ritenuto responsabile della violazione sopra riportata ed i CCSS ritengono appropriata la penalità inflitta secondo i poteri conferiti dall'art. 210.3 III del RSN in vigore.
Il concorrente avverso la predetta decisione, qualora ne sussistano i presupposti in base a quanto stabilito dal RSN e dal regolamento di giustizia sportiva, potrà ricorrere in appello con le modalità ed entro i termini di cui alla vigente normativa.

Decisione annunciata
Decision announced

Data / Date: **16/03/2025**

Ora / Time: **17:58**

Nome / Name

Firma / Signature

Presidente del Collegio / Chairman of the Panel:

Maisto Antonio (ITA)

Membri del Collegio / Members of the Panel:

Iacoboni Elena (ITA)

Ronchetti Annalisa (ITA)

NOTIFICAZIONE AL CONCORRENTE / NOTIFICATION TO THE RELEVANT ENTRANT

Io sottoscritto:

I undersigned: Nome Cognome / personal name

Rappresentante del Concorrente: **ACS Brt**

Representing the Entrant: Nome del Concorrente / Entrant's name

Certifico che sono stato informato del documento No. **123** dai Commissari Sportivi dell'Evento.
Certify that I have been notified of document No. **123** *by the Stewards of the Meeting.*

Data / Date:

Ora / Time:

Firma / Signature:



ROUND 1

FRANCIACORTA KARTING TRACK

15-16 MARZO 2025



KARTING TRACK
FRANCIACORTA

DOCUMENT N° 116

DECISIONE DEI COMMISSARI SPORTIVI STEWARDS' DECISION

PENALITA INFLITTA AL CONCORRENTE (NOME): **ACS Brt**
PENALTY INFLICTED UPON THE ENTRANT (NAME):

NAZIONALITA / NATIONALITY: **ROU**

No.: **32**
No.:

PILOTA : **BORTOV Nikita**
DRIVER :

Parte dell'evento: **MINI ROK U10 - Gara 2**
Concerns the part of the event:

DECISIONE / STATEMENT

3 sec. di penalità nella sessione sopra indicata

MOTIVAZIONE / REASON:

Il Conduuttore n. 32 durante la fase di partenza allo spegnimento del semaforo anticipava la Pole - "Jump Start".

Penalità esposta in pista + 5 sec erroneamente. Sentito il DG, il quale riportava al CCSS un problema di ricezione delle comunicazioni via radio con i Cronometristi
Visti gli Artt. 210.3 III - 215 bis - 216 bis - 227 - 228 -229 del RSN in vigore
Visto l'Art. 33G) - Art. 18 - Art. 28 RDSK in vigore

Per questi motivi, il concorrente è stato ritenuto responsabile della violazione sopra riportata ed i CCSS ritengono appropriata la penalità inflitta secondo i poteri conferiti dall'art. 210.3 III del RSN in vigore.
Il concorrente avverso la predetta decisione, qualora ne sussistano i presupposti in base a quanto stabilito dal RSN e dal regolamento di giustizia sportiva, potrà ricorrere in appello con le modalità ed entro i termini di cui alla vigente normativa.

Decisione annunciata
Decision announced

Data / Date: **16/03/2025**

Ora /Time: **17:23**

Nome / Name

Firma / Signature

Presidente del Collegio / Chairman of the Panel:

Maisto Antonio (ITA)

Membri del Collegio / Members of the Panel:

Iacoboni Elena (ITA)

Ronchetti Annalisa (ITA)

NOTIFICAZIONE AL CONCORRENTE / NOTIFICATION TO THE RELEVANT ENTRANT

Io sottoscritto:

I undersigned: Nome Cognome / personal name

Rappresentante del Concorrente: **ACS Brt**

Representing the Entrant: Nome del Concorrente / Entrant's name

Certifico che sono stato informato del documento No. **116** dai Commissari Sportivi dell'Evento.
Certify that I have been notified of document No. **116** *by the Stewards of the Meeting.*

Data / Date:

Ora /Time:

Firma / Signature:



ROUND 1

FRANCIACORTA KARTING TRACK

15-16 MARZO 2025



KARTING TRACK
FRANCIACORTA

DOCUMENT N° **106**

DECISIONE DEI COMMISSARI SPORTIVI STEWARDS' DECISION

PENALITA INFLITTA AL CONCORRENTE (NOME): **Eric Boullier**
PENALTY INFLICTED UPON THE ENTRANT (NAME):

NAZIONALITA / NATIONALITY: **FRA**

No.: **34**
No.:

PILOTA : **BOULLIER Elias Boullier**
DRIVER :

Parte dell'evento: **MINI ROK U10 - Gara 2**
Concerns the part of the event:

DECISIONE / STATEMENT

5 secondi di penalità nella sessione menzionata sopra

MOTIVAZIONE / REASON:

Al termine della sessione sopra indicata la carenatura anteriore del kart sopra menzionato era in posizione non corretta.

Visto il rapporto del Commissario Tecnico Delegato allegato

Visti gli Artt. 210.3 III - 215 bis - 216 bis - 227 - 228 - 229 del RSN in vigore

Visti gli Artt. 4.14, 4.14.1, 4.14.2, 4.14.3, allegato 1, a/b/c/d/e/f/g RDSTK in vigore

Visto l'Art. 33 X) - Art. 24.3 - Art. 28 RDSSK in vigore

Per questi motivi, il concorrente è stato ritenuto responsabile della violazione sopra riportata ed i CCSS ritengono appropriata la penalità inflitta secondo i poteri conferiti dall'art. 210.3 III del RSN in vigore.

Il concorrente, avverso la predetta decisione, qualora ne sussistano i presupposti, in base a quanto stabilito dal RSN e dal regolamento di giustizia sportiva, potrà ricorrere in appello con le modalità ed entro i termini di cui alla vigente normativa.

Decisione annunciata
Decision announced

Data / Date: **16/03/2025**

Ora / Time: **16:56**

Nome / Name

Firma / Signature

Presidente del Collegio / Chairman of the Panel:

Maisto Antonio (ITA)

Membri del Collegio / Members of the Panel:

Iacoboni Elena (ITA)

Ronchetti Annalisa (ITA)

NOTIFICAZIONE AL CONCORRENTE / NOTIFICATION TO THE RELEVANT ENTRANT

Io sottoscritto:

I undersigned: Nome Cognome / personal name

Rappresentante del Concorrente: **Eric Boullier**

Representing the Entrant: Nome del Concorrente / Entrant's name

Certifico che sono stato informato del documento No. **106**
Certify that I have been notified of document No.

dai Commissari Sportivi dell'Evento.
by the Stewards of the Meeting.

Data / Date:

Ora / Time:

Firma / Signature:



MINI ROK U10

Gara 2 (R2) Lap Chart

For information purposes. No official / regulatory value

	1	2	3	4	5	6	7	8	9	10	11	12	13	14	15	16	17	18	19	20	21	22	23	24	25	26	27	28	29	30	31
Grid	23	32	27	44	31	14	29	18	24	41	40	12	13	26	21	43	25	39	34	11	36	28	30	20	35	37	38	42	19	15	22
Start	32	44	23	14	27	18	31	41	29	24	39	40	26	13	21	25	11	34	43	20	30	37	36	28	35	42	15	38	19	22	12
Lap 1 Interval	44 1.1	18 0.1	32 0.0	29 0.0	23 0.1	41 0.2	24 0.2	27 0.2	14 0.0	40 0.2	31 0.1	39 0.1	13 0.0	21 0.0	20 0.5	15 0.1	25 0.2	26 0.1	11 0.0	43 0.3	19 0.4	22 0.0	12 0.2	30 0.0	35 0.1	34 0.0	28 0.8	38 1.7	42 0.1	37 3.1	
Lap 2	44 1.2	18 0.0	29 0.5	23 0.4	32 0.1	41 0.0	24 0.0	27 0.2	14 0.0	31 0.1	40 0.0	15 0.4	20 0.0	21 0.7	13 0.0	25 0.5	22 0.0	26 0.1	11 0.0	43 0.2	19 0.1	39 0.0	30 0.0	12 0.1	34 0.1	35 0.0	28 0.5	38 3.7	42 1.3	37 1.5	
Lap 3	44 1.0	18 0.1	29 0.6	23 1.1	24 0.0	27 0.2	32 0.1	41 0.0	40 0.0	20 0.4	15 0.2	31 0.0	14 0.3	21 0.0	22 0.3	13 0.3	25 0.0	26 0.4	43 0.1	11 0.1	19 0.3	30 0.3	12 0.0	39 0.0	34 0.3	35 0.2	28 0.1	38 5.4	42 1.8	37 0.3	
Lap 4	44 0.7	18 0.1	29 0.9	23 1.8	27 0.3	40 0.0	32 0.0	20 0.2	31 0.0	14 0.3	21 0.3	15 0.3	22 0.1	13 0.2	25 0.0	26 0.1	43 0.1	19 0.5	30 0.2	12 0.2	11 0.1	39 0.1	34 0.0	35 0.1	28 0.2	38 8.5	37 0.7	42 2.0			
Lap 5	44 1.8	23 2.1	27 0.5	32 0.4	14 0.1	21 0.1	15 0.1	22 0.1	31 0.5	26 0.9	25 1.4	43 0.2	30 0.0	40 0.0	19 0.1	12 0.2	39 0.1	34 0.0	28 0.3	35 0.1	11 0.5	20 3.6	37 5.6	38 0.1	13 1.6	42 2.9					
Lap 6	44 2.3	23 2.3	27 0.2	32 0.4	14 0.0	15 0.0	22 0.2	31 0.0	21 0.0	26 0.6	43 2.5	30 0.2	25 0.0	40 0.0	19 0.1	39 0.1	12 0.2	34 0.1	28 0.3	35 0.1	11 0.2	20 3.9	37 7.3	38 0.3	13 3.9	42 1.6					
Lap 7	44 2.6	23 2.6	15 0.6	27 0.1	22 0.0	32 0.1	26 0.1	21 0.0	31 0.0	14 0.1	43 3.8	30 0.2	40 0.0	19 0.0	25 0.3	39 0.0	12 0.1	28 0.1	35 0.2	11 0.1	34 0.2	20 3.1	37 9.1	38 0.7	13 5.0	42 0.9					

Renato Schmidt  298223

2025ROKcupRnd1 (ITA) 15-16/03/2025

LSTiming

Apex Timing GoRacing 

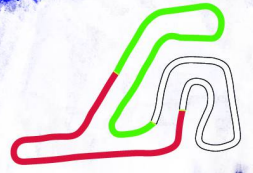




ROUND 1

FRANCIACORTA KARTING TRACK

15-16 MARZO 2025



MINI ROK U10

Gara 2 (R2) Analysis

For information purposes. No official / regulatory value

Laps	Sector 1	Sector 2	Sector 3	Lap Time
No.11 MIGUEL Spina				
1	21.973	21.010	19.843	1:02.826
2	19.340	20.762	20.161	1:00.263
3	19.272	20.954	19.529	59.755
4	19.362	20.691	19.821	59.874
5	19.066	20.584	22.157	1:01.807
6	19.262	20.110	19.517	58.889
7	19.380	20.505	19.500	59.385

Laps	Sector 1	Sector 2	Sector 3	Lap Time
No.12 LISIGNOLI Francesco				
1	21.242	20.915	20.111	1:02.268
2	19.596	20.174	20.048	59.818
3	19.712	20.274	19.931	59.917
4	19.033	20.079	19.792	58.904
5	18.900	20.002	21.705	1:00.607
6	19.681	20.167	19.527	59.375
7	19.786	20.507	19.451	59.744

Laps	Sector 1	Sector 2	Sector 3	Lap Time
No.13 DAL POZZO Samuel				
1	21.655	20.593	19.644	1:01.892
2	19.932	20.884	19.828	1:00.644
3	19.378	20.312	20.132	59.822
4	19.195	20.225	19.748	59.168
5	18.946	20.222	35.223	1:14.391
6	20.930	21.725	20.749	1:03.404
7	20.207	21.318	20.614	1:02.139

Laps	Sector 1	Sector 2	Sector 3	Lap Time
No.14 BIALAIS GIUDICELLI Leon				
1	20.366	21.329	20.091	1:01.786
2	19.703	20.627	19.381	59.711
3	20.000	20.728	19.836	1:00.564
4	19.056	20.075	19.626	58.757
5	19.018	20.178	19.877	59.073
6	19.069	20.156	19.690	58.915
7	19.177	19.957	20.500	59.634

Laps	Sector 1	Sector 2	Sector 3	Lap Time
No.15 STEC Filip				
1	20.953	20.600	19.642	1:01.195
2	19.304	20.170	19.493	58.967

Laps	Sector 1	Sector 2	Sector 3	Lap Time
3	19.429	20.346	19.649	59.424
4	18.931	20.603	20.409	59.943
5	19.047	19.840	19.699	58.586
6	18.959	20.093	19.692	58.744
7	18.929	19.891	19.555	58.375

Laps	Sector 1	Sector 2	Sector 3	Lap Time
No.18 KRALEV Leo				
1	20.659	20.507	19.576	1:00.742
2	19.502	20.239	19.362	59.103
3	19.034	20.129	19.373	58.536
4	19.031	20.027	19.367	58.425

Laps	Sector 1	Sector 2	Sector 3	Lap Time
No.19 VENTORINO Giovanni				
1	21.205	21.244	19.798	1:02.247
2	19.390	20.481	20.038	59.909
3	19.401	20.407	19.920	59.728
4	19.138	20.244	19.528	58.910
5	18.859	20.349	21.648	1:00.856
6	19.276	20.404	19.477	59.157
7	19.813	20.187	19.693	59.693

Laps	Sector 1	Sector 2	Sector 3	Lap Time
No.20 MENI Matteo				
1	21.542	20.439	20.094	1:02.075
2	19.323	20.204	19.690	59.217
3	19.219	20.376	19.520	59.115
4	19.058	20.181	19.789	59.028
5	19.121	20.458	28.963	1:08.542
6	19.395	20.232	19.610	59.237
7	19.142	20.149	19.531	58.822

Laps	Sector 1	Sector 2	Sector 3	Lap Time
No.21 FAREL Beretta Dugat				
1	21.606	20.661	19.634	1:01.901
2	20.033	20.815	19.637	1:00.485
3	19.197	20.223	19.724	59.144
4	19.205	20.111	19.751	59.067
5	18.981	20.059	19.812	58.852
6	19.763	20.356	19.154	59.273
7	19.258	20.211	19.529	58.998

Laps	Sector 1	Sector 2	Sector 3	Lap Time
No.22 TRAINA Edoardo				
1	21.302	21.122	19.737	1:02.161
2	19.140	20.531	19.525	59.196
3	19.271	19.936	19.647	58.854
4	18.928	20.108	20.211	59.247
5	18.949	19.888	19.663	58.500
6	19.465	20.012	19.248	58.725
7	19.314	19.902	19.891	59.107

Laps	Sector 1	Sector 2	Sector 3	Lap Time
No.23 LUKAS Natan				
1	20.618	20.968	19.511	1:01.097
2	19.773	20.320	19.377	59.470
3	19.173	20.141	19.410	58.724
4	19.109	20.108	19.418	58.635
5	19.099	20.210	19.552	58.861
6	19.261	20.040	19.694	58.995
7	19.232	20.027	19.629	58.888

Laps	Sector 1	Sector 2	Sector 3	Lap Time
No.24 MARTIN Antonio				
1	21.212	20.610	19.338	1:01.160
2	19.808	20.631	19.279	59.718
3	19.372	20.318	19.539	59.229

Laps	Sector 1	Sector 2	Sector 3	Lap Time
No.25 HALILOVIC Demir				
1	21.901	20.631	20.241	1:02.773
2	19.368	20.878	19.862	1:00.108
3	19.313	20.506	19.582	59.401
4	19.246	20.289	19.607	59.142
5	19.028	20.720	21.366	1:01.114
6	19.279	20.530	19.769	59.578
7	20.150	20.286	19.743	1:00.179

Laps	Sector 1	Sector 2	Sector 3	Lap Time
No.26 PASINI Giovanni				
1	22.056	20.829	20.250	1:03.135
2	19.273	21.117	19.865	1:00.255
3	19.236	20.810	19.541	59.587
4	19.072	20.119	19.606	58.797
5	19.029	20.361	20.188	59.578
6	18.995	19.931	19.253	58.179



2025ROKcupRnd1 (ITA) 15-16/03/2025

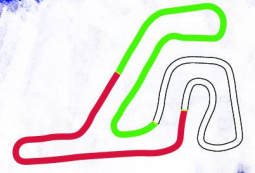




ROUND 1

FRANCIACORTA KARTING TRACK

15-16 MARZO 2025



MINI ROK U10

Gara 2 (R2) Analysis

For information purposes. No official / regulatory value

Laps	Sector 1	Sector 2	Sector 3	Lap Time
7	18.923	19.792	19.542	58.257

No.27 FARDIN Nico

1	20.765	20.790	20.079	1:01.634
2	19.668	20.633	19.414	59.715
3	19.208	20.342	19.516	59.066
4	19.234	20.379	19.682	59.295
5	19.224	20.145	19.753	59.122
6	19.327	20.240	19.678	59.245
7	19.174	20.103	20.546	59.823

No.28 CECCHIN Sebastiano Leone

1	22.102	20.976	21.712	1:04.790
2	19.474	20.424	19.486	59.384
3	19.592	20.526	19.771	59.889
4	19.308	20.132	19.487	58.927
5	19.403	20.149	20.858	1:00.410
6	19.386	20.417	19.440	59.243
7	19.348	20.495	19.593	59.436

No.29 PANTOLI Amine

1	20.694	20.475	19.633	1:00.802
2	19.407	20.300	19.261	58.968
3	19.066	20.278	19.295	58.639
4	18.956	20.111	19.308	58.375

No.30 PIETRAS Nicolaj

1	22.948	20.926	19.910	1:03.784
2	19.192	20.367	20.002	59.561
3	20.066	20.407	19.539	1:00.012
4	19.217	20.071	19.473	58.761
5	18.986	20.069	21.332	1:00.387
6	19.123	20.176	19.924	59.223
7	19.603	20.247	19.917	59.767

No.31 REBENCIUC Vladimir

1	21.523	20.783	19.711	1:02.017
2	19.666	20.451	19.424	59.541
3	19.457	20.813	19.726	59.996
4	19.052	20.253	19.474	58.779

Laps	Sector 1	Sector 2	Sector 3	Lap Time
5	19.164	20.251	20.930	1:00.345

No.32 BORTOV Nikita

6	19.072	20.108	19.242	58.422
7	19.098	20.061	19.949	59.108
1	20.432	21.095	19.576	1:01.103
2	19.975	20.614	19.426	1:00.015
3	19.288	20.393	20.101	59.782
4	19.181	20.249	20.005	59.435
5	19.100	20.407	19.716	59.223
6	19.144	20.225	19.630	58.999
7	19.091	20.124	20.474	59.689

No.34 BOULLIER Elias Boullier

1	23.841	20.622	19.762	1:04.225
2	19.409	20.197	19.999	59.605
3	19.704	20.936	19.509	1:00.149
4	19.252	20.032	19.618	58.902
5	19.199	20.051	21.202	1:00.452
6	19.572	20.198	19.517	59.287
7	19.811	21.141	19.375	1:00.327

No.35 CASTRO VILLARREAL Iker Javier

1	22.918	20.726	19.848	1:03.492
2	19.681	20.226	19.884	59.791
3	19.777	20.935	19.586	1:00.298
4	19.285	20.024	19.514	58.823
5	19.320	20.136	21.398	1:00.854
6	19.442	20.257	19.535	59.234
7	19.422	20.564	19.477	59.463

No.37 GRONDAL-EELES James

1	28.679	21.040	20.204	1:09.923
2	19.998	20.750	20.253	1:01.001
3	19.865	20.672	20.011	1:00.548
4	19.836	20.978	20.061	1:00.875
5	19.651	20.797	20.674	1:01.122
6	19.813	20.897	20.206	1:00.916
7	19.713	20.619	20.302	1:00.634

Laps	Sector 1	Sector 2	Sector 3	Lap Time
No.38	MIKOLAJCZYK Piotr			

1	23.278	21.769	20.617	1:05.664
2	19.886	21.233	20.280	1:01.399
3	19.915	21.315	20.384	1:01.614
4	19.957	21.530	20.460	1:01.947
5	19.915	21.122	21.002	1:02.039
6	20.062	20.956	20.133	1:01.151
7	19.780	21.031	20.218	1:01.029

No.39 SAPIGNOLI Giorgio

1	21.573	20.673	19.739	1:01.985
2	20.125	21.116	20.784	1:02.025
3	19.657	20.293	20.194	1:00.144
4	19.378	20.074	19.711	59.163
5	19.142	20.199	21.128	1:00.469
6	19.242	20.310	19.430	58.982
7	19.923	20.325	19.618	59.866

No.40 OTTAVIANI Alessio

1	21.371	20.559	19.742	1:01.672
2	20.022	20.399	19.287	59.708
3	19.351	20.118	19.674	59.143
4	19.418	20.134	19.660	59.212
5	19.004	20.477	24.004	1:03.485
6	19.589	20.097	19.561	59.247
7	19.831	20.102	19.812	59.745

No.41 CZERNICKI Radek

1	21.186	20.544	19.361	1:01.091
2	19.875	20.518	19.464	59.857
3	19.228	20.714	19.823	59.765

No.42 YILMAZ Ilmen

1	23.236	21.688	20.994	1:05.918
2	20.257	21.854	20.482	1:02.593
3	20.216	21.590	20.652	1:02.458
4	20.271	21.320	21.048	1:02.639
5	20.242	22.399	21.172	1:03.813
6	20.023	21.552	20.581	1:02.156



2025ROKcupRnd1 (ITA) 15-16/03/2025





ROUND 1

FRANCIACORTA KARTING TRACK
15-16 MARZO 2025



KARTING TRACK
FRANCIACORTA

MINI ROK U10

Gara 2 (R2)

Analysis

For information purposes. No official / regulatory value

Laps	Sector 1	Sector 2	Sector 3	Lap Time
7	20.029	21.218	20.127	1:01.374

No.43 MAKOLM Anna

1	21.926	21.214	19.932	1:03.072
2	19.420	20.856	19.899	1:00.175
3	19.341	20.519	19.537	59.397
4	19.258	20.223	19.378	58.859
5	19.216	20.353	21.533	1:01.102
6	19.417	20.223	19.401	59.041
7	19.619	20.306	19.806	59.731

No.44 ALMEKDAD Ghazi

1	19.909	20.232	19.606	59.747
2	19.213	20.211	19.542	58.966
3	19.198	20.086	19.471	58.755
4	19.259	20.037	19.482	58.778
5	19.143	20.087	19.484	58.714
6	19.087	20.001	19.431	58.519
7	19.076	20.090	19.459	58.625



Renato Schmidt

2025ROKcupRnd1 (ITA) 15-16/03/2025

LSTiming





ROUND 1

FRANCIACORTA KARTING TRACK

15-16 MARZO 2025



KARTING TRACK
FRANCIACORTA

MINI ROK U10

Gara 2 (R2)


Starting Grid

31 th	22	TRAINA Edoardo Parolin / Vortex / Levanto		16				
29 th	19	VENTORINO Giovanni Kr / Vortex / Levanto		15	15	STEC Filip Parolin / Vortex / Levanto		30 th
27 th	38	MIKOLAJCZYK Piotr Parolin / Vortex / Levanto		14	42	YILMAZ Ilmen Parolin / Vortex / Levanto		28 th
25 th	35	CASTRO VILLARREAL Iker Javier Kr / Vortex / Levanto		13	37	GRONDAL-EELES James Birel / Vortex / Levanto		26 th
23 th	30	PIETRAS Nicolaj Parolin / Vortex / Levanto		12	20	MENI Matteo Birel / Vortex / Levanto		24 th
21 th	36	BAKKEGAARD Phillip Birel / Vortex / Levanto		11	28	CECCHIN Sebastiano Leone Parolin / Vortex / Levanto		22 th
19 th	34	BOULLIER Elias Boullier Tony Kart / Vortex / Levanto		10	11	MIGUEL Spina Energy / Vortex / Levanto		20 th
17 th	25	HALILOVIC Demir Eks / Vortex / Levanto		9	39	SAPIGNOLI Giorgio Oberon / Vortex / Levanto		18 th
15 th	21	FAREL Beretta Dugat Tony Kart / Vortex / Levanto		8	43	MAKOLM Anna Alonso / Vortex / Levanto		16 th
13 th	13	DAL POZZO Samuel Kr / Vortex / Levanto		7	26	PASINI Giovanni Eks / Vortex / Levanto		14 th
11 th	40	OTTAVIANI Alessio Otk / Vortex / Levanto		6	12	LISIGNOLI Francesco Kr / Vortex / Levanto		12 th
9 th	24	MARTIN Antonio Tony Kart / Vortex / Levanto		5	41	CZERNICKI Radek Kr / Vortex / Levanto		10 th
7 th	29	PANTOLI Amine Parolin / Vortex / Levanto		4	18	KRALEV Leo Kr / Vortex / Levanto		8 th
5 th	31	REBENCIUC Vladimir Alonso / Vortex / Levanto		3	14	BIALAIS GIUDICELLI Leon Tony Kart / Vortex / Levanto		6 th
3 rd	27	FARDIN Nico Parolin / Vortex / Levanto		2	44	ALMEKDAD Ghazi Kr / Vortex / Levanto		4 th
1 st	23	LUKAS Natan Parolin / Vortex / Levanto		1	32	BORTOV Nikita Alonso / Vortex / Levanto		2 nd

POLE POSITION



Start : 16/03 - 15:48 7 Laps = 9.107 km



Renato Schmidt

2025ROKcupRnd1 (ITA) 15-16/03/2025

LSTiming

Page 1 / 1

Apex Timing GoRacing





ROUND 1

FRANCIACORTA KARTING TRACK

15-16 MARZO 2025



MINI ROK U10

Gara 1 (R1)

OFFICIAL RESULTS

Document 4.1 OFFICIAL

Rnk	No.	Competitor	Nation	Driver	Nation	Equipment	Laps	Time	Best lap	Gap	Interv.	Penalty
1	18	Team Driver Racing Kart	ITA	KRALEV Leo	BUL	Kr / Vortex / Levanto	9	8:49.708	58.298			
2	29	Pantoli David	FRA	PANTOLI Amine	FRA	Parolin / Vortex / Levanto	9	8:52.179	58.381	2.471	2.471	
3	14	Bialais Bruno	FRA	BIALAIS GIUDICELLI Leon	FRA	Tony Kart / Vortex / Levanto	9	8:52.191	58.374	2.483	0.012	
4	31	ACS Brt	ROU	REBENCIUC Vladimir	ROU	Alonso / Vortex / Levanto	9	8:52.843	58.381	3.135	0.652	
5	44	Tarillion Motorsport	AUT	ALMEKIDAD Ghazi	AUT	Kr / Vortex / Levanto	9	8:52.907	58.146	3.199	0.064	
6	27	Tsunami	ITA	FARDIN Nico	SUI	Parolin / Vortex / Levanto	9	8:52.973	58.020	3.265	0.066	
7	32	ACS Brt	ROU	BORTOV Nikita	ROU	Alonso / Vortex / Levanto	9	8:53.562	58.235	3.854	0.589	
8	23	Parolin Poland	POL	LUKAS Natan	POL	Parolin / Vortex / Levanto	9	8:53.725	58.469	4.017	0.163	
9	24	Martin Fabrice	FRA	MARTIN Antonio	FRA	Tony Kart / Vortex / Levanto	9	8:53.959	58.361	4.251	0.234	
10	41	Bambini Racing Team	POL	CZERNICKI Radek	POL	Kr / Vortex / Levanto	9	8:54.690	58.324	4.982	0.731	
11	40	Ottaviani Fabio	ITA	OTTAVIANI Alessio	ITA	Otk / Vortex / Levanto	9	8:54.858	58.067	5.150	0.168	
12	12	New Technology Di Ugnani	ITA	LISIGNOLI Francesco	ITA	Kr / Vortex / Levanto	9	8:54.981	58.052	5.273	0.123	
13	13	Zuffa Ilaria	ITA	DAL POZZO Samuel	ITA	Kr / Vortex / Levanto	9	8:56.452	58.375	6.744	1.471	
14	26	Emme Racing	ITA	PASINI Giovanni	ITA	Eks / Vortex / Levanto	9	8:56.570	58.215	6.862	0.118	
15	21	Dugat Loic	FRA	FAREL Beretta Dugat	FRA	Tony Kart / Vortex / Levanto	9	8:56.837	58.172	7.129	0.267	+3.000
16	43	Tarillion Motorsport	AUT	MAKOLM Anna	AUT	Alonso / Vortex / Levanto	9	8:57.174	58.439	7.466	0.337	
17	25	Emme Racing	ITA	HALILOVIC Demir	AUT	Eks / Vortex / Levanto	9	8:57.367	58.308	7.659	0.193	
18	39	Sapignoli Paolo	ITA	SAPIGNOLI Giorgio	ITA	Oberon / Vortex / Levanto	9	8:58.561	58.622	8.853	1.194	
19	34	Eric Boullier	FRA	BOULLIER Elias Boullier	FRA	Tony Kart / Vortex / Levanto	9	8:58.639	58.324	8.931	0.078	+3.000
20	11	Luigi Spina	MLT	MIGUEL Spina	MLT	Energy / Vortex / Levanto	9	8:59.186	58.500	9.478	0.547	
21	36	Bakkegaard Andrè	NOR	BAKKEGAARD Phillip	NOR	Birel / Vortex / Levanto	9	8:59.566	58.374	9.858	0.380	+5.000
22	28	Cecchin Davide	ITA	CECCHIN Sebastiano Leon	ITA	Parolin / Vortex / Levanto	9	9:00.265	58.605	10.557	0.699	
23	30	Nico Racing	NOR	PIETRAS Nicolaj	NOR	Parolin / Vortex / Levanto	9	9:01.355	58.479	11.647	1.090	+5.000
24	20	Meni Marco	ITA	MENI Matteo	ITA	Birel / Vortex / Levanto	9	9:02.171	58.567	12.463	0.816	
25	35	Tarillion Motorsport	AUT	CASTRO VILLARREAL Iker	AUT	Kr / Vortex / Levanto	9	9:03.312	58.649	13.604	1.141	+5.000
26	37	Eeles Thomas Brian	NOR	GRONDAL-EELES James	NOR	Birel / Vortex / Levanto	9	9:08.434	59.527	18.726	5.122	
27	38	E1g Racing Team	POL	MIKOLAJCZYK Piotr	POL	Parolin / Vortex / Levanto	9	9:21.870	1:01.115	32.162	13.436	
28	42	Prk Asd	ITA	YILMAZ Ilmen	TUR	Parolin / Vortex / Levanto	8	8:42.111	1:02.112	1 Lap	1 Lap	
29	19	Team Driver Racing Kart	ITA	VENTORINO Giovanni	ITA	Kr / Vortex / Levanto	4	3:57.066	58.322	5 Laps	4 Laps	
30	15	D&d Motorsport Poland	POL	STEC Filip	POL	Parolin / Vortex / Levanto	4	3:57.400	58.457	5 Laps	0.334	
31	22	Avracing Di Villa Alessandro	ITA	TRAINA Edoardo	ITA	Parolin / Vortex / Levanto	3	3:00.085	58.420	6 Laps	1 Lap	

No.21 FAREL Beretta Dugat : 3" Penalty for not respecting starting procedure
 No.34 BOULLIER Elias Boullier : 3" Penalty for not respecting starting procedure
 No.36 BAKKEGAARD Phillip : carenatura anteriore in posizione non corretta. According to Stewards' Decision No.73.
 No.30 PIETRAS Nicolaj : 5" Penalty for not respecting starting procedure
 No.35 CASTRO VILLARREAL Iker Javier : 5" Penalty for not respecting starting procedure

Leaders : No.18 KRALEV Leo (1-9)

Start Time : 16/03 - 13:54:43	Best lap : No.27 FARDIN Nico	58.020	80.72 kph
Weather : Scattered cloud	Air : 14°C	Track : Dry	Previous Event Record : No.18 KRALEV Leo
		58.088	80.63 kph

No.18 00:17	No.30 +5s 05:04 Lap 5	No.35 +5s 05:07 Lap 5	No.21 +3s 06:17 Lap 6	No.34 +3s 06:19 Lap 6
-------------	-----------------------	-----------------------	-----------------------	-----------------------

Presidente del Collegio *Marco Antonio* Membro del Collegio *Luigi Spina* Membro del Collegio *Amalio Ravetto*





ROUND 1

FRANCIACORTA KARTING TRACK

15-16 MARZO 2025



KARTING TRACK
FRANCIACORTA

DOCUMENT N° 73

DECISIONE DEI COMMISSARI SPORTIVI STEWARDS' DECISION

PENALITA INFLITTA AL CONCORRENTE (NOME): **Bakkegaard Andrè**
PENALTY INFLICTED UPON THE ENTRANT (NAME):

NAZIONALITA / NATIONALITY: **NOR**

No.: **36**
No.:

PILOTA : **BAKKEGAARD Phillip**
DRIVER :

Parte dell'evento: **MINI ROK U10 - Gara 1**
Concerns the part of the event:

DECISIONE / STATEMENT

5 secondi di penalità nella sessione menzionata sopra

MOTIVAZIONE / REASON:

Al termine della sessione sopra indicata la carenatura anteriore del kart sopra menzionato era in posizione non corretta.
Visto il rapporto del Commissario Tecnico Delegato allegato
Visti gli Artt. 210.3 III - 215 bis - 216 bis - 227 - 228 - 229 del RSN in vigore
Visti gli Artt. 4.14, 4.14.1, 4.14.2, 4.14.3, allegato 1, a/b/c/d/e/f/g RDSTK in vigore
Visto l'Art. 33 X) - Art. 24.3 - Art. 28 RDSSK in vigore
Per questi motivi, il concorrente è stato ritenuto responsabile della violazione sopra riportata ed i CCSS ritengono appropriata la penalità inflitta secondo i poteri conferiti dall'art. 210.3 III del RSN in vigore.
Il concorrente, avverso la predetta decisione, qualora ne sussistano i presupposti, in base a quanto stabilito dal RSN e dal regolamento di giustizia sportiva, potrà ricorrere in appello con le modalità ed entro i termini di cui alla vigente normativa.

Decisione annunciata
Decision announced

Data / Date: **16/03/2025**

Ora / Time: **14:47**

Nome / Name

Firma / Signature

Presidente del Collegio / Chairman of the Panel:

Maisto Antonio (ITA)

Membri del Collegio / Members of the Panel:

Iacoboni Elena (ITA)

Ronchetti Annalisa (ITA)

NOTIFICAZIONE AL CONCORRENTE / NOTIFICATION TO THE RELEVANT ENTRANT

Io sottoscritto:

I undersigned: Nome Cognome / personal name

Rappresentante del Concorrente: **Bakkegaard Andrè**
Representing the Entrant: Nome del Concorrente / Entrant's name

Certifico che sono stato informato del documento No. **73** dai Commissari Sportivi dell'Evento.
Certify that I have been notified of document No. **73** *by the Stewards of the Meeting.*

Data / Date:

Ora / Time:

Firma / Signature:



MINI ROK U10

Gara 1 (R1) Lap Chart

For information purposes. No official / regulatory value

	1	2	3	4	5	6	7	8	9	10	11	12	13	14	15	16	17	18	19	20	21	22	23	24	25	26	27	28	29	30	31
Grid	18	31	23	19	14	29	40	22	15	20	32	27	44	35	11	21	12	30	41	34	36	24	39	43	13	28	37	38	42	25	26
Start	18	31	23	19	14	40	29	15	22	20	32	27	44	41	35	21	30	36	34	24	43	28	39	13	12	25	11	42	37	26	38
Lap 1 Interval	18	31	23	19	15	22	14	29	27	32	44	21	20	40	30	24	41	36	34	43	12	39	13	25	35	26	28	11	37	38	42
	0.7	0.0	0.0	0.0	0.1	0.2	0.2	0.1	0.2	0.0	0.2	0.3	0.4	0.1	0.0	0.2	0.2	0.6	0.5	0.1	0.3	0.3	0.1	0.1	0.1	0.0	0.1	0.0	0.2	2.4	3.9
Lap 2	18	19	15	23	14	29	31	22	27	32	21	44	40	24	30	41	36	34	12	43	13	39	25	26	35	28	37	11	20	38	42
	0.3	0.2	0.7	0.2	0.2	0.2	0.2	0.0	0.1	0.1	0.6	0.2	0.0	0.1	0.0	0.1	0.3	0.5	0.1	0.3	0.3	0.7	0.4	0.1	0.2	0.5	0.1	0.2	1.9	1.7	7.6
Lap 3	18	19	15	23	14	29	22	31	27	32	21	44	24	40	41	30	36	12	34	43	13	26	39	25	35	28	11	37	20	38	42
	0.2	0.1	0.4	0.0	0.2	0.3	0.0	0.1	0.6	0.6	0.1	0.0	0.1	0.2	0.1	0.2	0.4	0.1	0.3	0.2	0.9	0.2	0.1	0.3	1.1	0.2	0.2	2.2	3.5	11.0	
Lap 4	18	19	15	23	29	14	31	27	32	44	21	24	41	36	12	30	40	34	43	13	26	39	25	35	11	28	37	20	38	42	
	0.0	0.3	0.6	0.1	0.0	0.1	1.4	0.1	0.1	0.1	0.6	0.1	0.1	0.0	0.5	0.2	0.3	0.1	0.1	0.0	0.1	1.0	0.1	0.0	1.4	0.5	1.0	1.0	6.3	13.9	
Lap 5	18	29	14	23	31	32	44	27	21	24	36	41	40	30	12	34	13	43	26	25	39	35	11	28	37	20	38	42			
	1.3	0.1	0.0	0.2	1.6	0.4	0.0	0.1	0.1	0.1	0.1	0.2	0.9	0.0	0.1	0.1	0.2	0.0	0.2	0.4	0.2	0.1	1.5	0.2	2.3	0.0	8.6	16.5			
Lap 6	18	14	29	31	23	44	27	32	21	24	36	41	40	30	12	34	13	43	26	25	39	35	11	28	20	37	38	42			
	1.4	0.0	0.7	0.2	1.1	0.1	0.1	0.1	0.1	0.0	0.1	0.2	0.6	0.3	0.0	0.0	0.4	0.0	0.1	0.2	0.5	0.1	1.5	0.3	2.3	1.2	9.8	19.7			
Lap 7	18	14	29	31	23	44	27	32	21	24	36	41	40	12	34	30	13	43	26	25	39	35	11	28	20	37	38	42			
	1.8	0.1	0.5	0.1	0.9	0.2	0.0	0.1	0.1	0.1	0.1	0.1	0.5	0.2	0.5	0.0	0.3	0.0	0.0	0.2	0.8	0.2	1.4	0.4	2.4	2.9	10.7	21.3			
Lap 8	18	14	29	31	23	44	27	32	21	24	36	41	40	12	34	30	13	26	43	25	39	35	11	28	20	37	38	42			
	2.0	0.1	0.8	0.1	0.2	0.0	0.2	0.1	0.4	0.3	0.0	0.0	0.4	0.5	0.3	0.0	0.3	0.5	0.2	0.4	0.0	1.2	0.6	2.3	4.7	11.8	21.9				
Lap 9	18	29	14	31	44	27	32	23	21	24	36	41	40	12	34	30	13	26	43	25	35	39	11	28	20	37	38				
	2.4	0.0	0.6	0.0	0.0	0.5	0.1	0.1	0.1	0.1	0.6	0.1	0.1	0.1	0.6	0.7	0.0	0.1	0.6	0.1	0.9	0.2	0.6	1.0	1.9	6.2	13.4				



Renato Schmidt

2025ROKcupRnd1 (ITA) 15-16/03/2025

LSTiming

Apex Timing GoRacing **APEX** TIMING





ROUND 1

FRANCIACORTA KARTING TRACK

15-16 MARZO 2025



MINI ROK U10

Gara 1 (R1)

Analysis

For information purposes. No official / regulatory value

Laps	Sector 1	Sector 2	Sector 3	Lap Time
No.11 MIGUEL Spina				
1	19.849	21.470	19.930	1:01.249
2	20.631	20.699	19.564	1:00.894
3	19.259	20.079	19.703	59.041
4	19.247	20.241	19.509	58.997
5	19.265	20.170	19.657	59.092
6	19.162	19.993	19.593	58.748
7	19.127	19.910	19.463	58.500
8	19.094	19.969	19.470	58.533
9	19.119	19.993	19.498	58.610

Laps	Sector 1	Sector 2	Sector 3	Lap Time
No.12 LISIGNOLI Francesco				
1	19.973	21.240	19.824	1:01.037
2	19.257	20.153	19.282	58.692
3	19.003	20.073	19.551	58.627
4	19.022	20.453	19.391	58.866
5	19.134	20.771	19.994	59.899
6	19.094	19.940	19.333	58.367
7	18.840	19.998	19.214	58.052
8	18.896	20.010	19.363	58.269
9	18.944	20.385	19.165	58.494

Laps	Sector 1	Sector 2	Sector 3	Lap Time
No.13 DAL POZZO Samuel				
1	20.463	21.178	19.898	1:01.539
2	19.331	20.159	19.419	58.909
3	19.237	20.089	19.320	58.646
4	19.269	20.169	19.722	59.160
5	19.293	20.248	19.775	59.316
6	19.101	19.906	19.540	58.547
7	18.953	19.969	19.520	58.442
8	18.834	20.169	19.372	58.375
9	19.127	20.359	19.414	58.900

Laps	Sector 1	Sector 2	Sector 3	Lap Time
No.14 BIALAIS GIUDICELLI Leon				
1	19.991	20.616	19.654	1:00.261
2	19.521	20.287	19.346	59.154
3	19.037	20.080	19.257	58.374
4	19.187	20.064	19.653	58.904

Laps	Sector 1	Sector 2	Sector 3	Lap Time
5	18.824	20.684	19.618	59.126
6	18.956	20.033	19.557	58.546
7	19.032	20.363	19.350	58.745
8	19.204	20.062	19.396	58.662
9	19.042	20.111	19.613	58.766
No.15 STEC Filip				
1	19.970	20.121	19.542	59.633
2	19.393	19.938	19.298	58.629
3	18.980	20.354	19.461	58.795
4	19.055	19.935	19.467	58.457

Laps	Sector 1	Sector 2	Sector 3	Lap Time
No.18 KRALEV Leo				
1	19.664	20.271	19.521	59.456
2	19.493	20.152	19.421	59.066
3	19.113	20.305	19.497	58.915
4	19.100	20.096	19.279	58.475
5	19.281	20.214	19.554	59.049
6	19.022	20.001	19.496	58.519
7	19.048	19.927	19.414	58.389
8	19.026	19.953	19.474	58.453
9	18.940	19.978	19.380	58.298

Laps	Sector 1	Sector 2	Sector 3	Lap Time
No.19 VENTORINO Giovanni				
1	20.078	20.040	19.689	59.807
2	19.306	19.929	19.229	58.464
3	18.978	20.496	19.354	58.828
4	19.113	19.980	19.229	58.322

Laps	Sector 1	Sector 2	Sector 3	Lap Time
No.20 MENI Matteo				
1	21.188	20.516	19.545	1:01.249
2	19.310	20.208	26.715	1:06.233
3	19.859	20.224	19.517	59.600
4	19.282	20.258	19.522	59.062
5	19.123	20.492	19.627	59.242
6	19.079	20.101	19.512	58.692
7	19.155	20.069	19.477	58.701
8	19.127	20.118	19.477	58.722
9	19.047	20.054	19.466	58.567

Laps	Sector 1	Sector 2	Sector 3	Lap Time
No.21 FAREL Beretta Dugat				
1	20.572	20.258	19.451	1:00.281
2	19.423	20.591	19.696	59.710
3	19.274	20.167	19.519	58.960
4	19.578	20.166	19.612	59.356
5	19.518	20.183	19.470	59.171
6	19.117	20.027	19.508	58.652
7	19.084	19.851	19.337	58.272
8	19.112	19.832	19.228	58.172
9	19.240	20.052	19.361	58.653

Laps	Sector 1	Sector 2	Sector 3	Lap Time
No.22 TRAINA Edoardo				
1	20.163	20.181	19.312	59.656
2	19.933	20.788	19.238	59.959
3	18.984	20.107	19.329	58.420

Laps	Sector 1	Sector 2	Sector 3	Lap Time
No.23 LUKAS Natan				
1	20.048	20.042	19.785	59.875
2	19.920	20.277	19.281	59.478
3	19.055	20.061	19.377	58.493
4	19.139	19.931	19.672	58.742
5	19.248	20.627	19.584	59.459
6	19.837	20.421	19.352	59.610
7	18.992	19.849	19.628	58.469
8	19.219	19.917	19.716	58.852
9	19.843	20.025	19.372	59.240

Laps	Sector 1	Sector 2	Sector 3	Lap Time
No.24 MARTIN Antonio				
1	20.725	20.548	19.456	1:00.729
2	19.237	20.234	19.847	59.318
3	19.141	20.135	19.314	58.590
4	19.545	20.455	19.385	59.385
5	19.522	20.224	19.379	59.125
6	19.157	20.052	19.372	58.581
7	19.165	19.984	19.212	58.361
8	19.111	20.093	19.202	58.406
9	18.975	20.175	19.222	58.372



Renato Schmidt

2025ROKcupRnd1 (ITA) 15-16/03/2025





ROUND 1

FRANCIACORTA KARTING TRACK

15-16 MARZO 2025



MINI ROK U10

Gara 1 (R1)

Analysis

For information purposes. No official / regulatory value

Laps	Sector 1	Sector 2	Sector 3	Lap Time
No.25 HALILOVIC Demir				
1	20.019	20.903	20.630	1:01.552
2	20.191	20.357	19.456	1:00.004
3	19.044	20.263	19.388	58.695
4	19.030	20.159	19.942	59.131
5	19.166	20.210	19.409	58.785
6	18.916	19.948	19.444	58.308
7	18.950	20.009	19.369	58.328
8	19.010	20.666	19.461	59.137
9	19.027	20.148	19.489	58.664
No.26 PASINI Giovanni				
1	19.697	21.004	19.709	1:00.410
2	20.035	20.393	19.492	59.920
3	18.994	19.927	19.294	58.215
4	19.000	19.941	19.352	58.293
5	19.679	20.327	19.539	59.545
6	19.041	20.077	19.315	58.433
7	19.027	20.014	19.322	58.363
8	19.244	20.113	19.273	58.630
9	18.991	20.239	19.393	58.623
No.27 FARDIN Nico				
1	20.468	20.262	19.366	1:00.096
2	19.298	20.910	19.252	59.460
3	18.992	20.158	19.333	58.483
4	19.074	21.016	19.587	59.677
5	20.379	20.191	19.441	1:00.011
6	19.054	20.085	19.379	58.518
7	18.984	19.903	19.429	58.316
8	18.946	19.854	19.220	58.020
9	19.015	19.830	19.334	58.179
No.28 CECCHIN Sebastiano Leone				
1	21.066	22.106	19.978	1:03.150
2	20.152	20.651	19.712	1:00.515
3	19.269	20.378	19.656	59.303
4	19.333	20.727	19.660	59.720

Laps	Sector 1	Sector 2	Sector 3	Lap Time
5	19.203	20.090	19.567	58.860
6	19.197	20.060	19.512	58.769
7	19.122	20.005	19.478	58.605
8	19.112	20.095	19.589	58.796
9	19.276	20.161	19.578	59.015
No.29 PANTOLI Amine				
1	20.452	20.239	19.488	1:00.179
2	19.493	20.620	19.160	59.273
3	18.897	20.113	19.371	58.381
4	19.104	20.016	19.465	58.585
5	18.766	20.606	19.717	59.089
6	19.196	20.080	19.438	58.714
7	19.072	20.390	19.402	58.864
8	19.174	20.019	19.410	58.603
9	19.069	20.094	19.465	58.628
No.30 PIETRAS Nicolaj				
1	20.727	20.572	19.545	1:00.844
2	19.321	20.543	19.801	59.665
3	19.179	20.474	19.445	59.098
4	19.277	21.013	19.540	59.830
5	19.091	20.481	19.900	59.472
6	19.024	19.990	19.465	58.479
7	19.049	20.175	19.515	58.739
8	19.064	19.978	19.606	58.648
9	19.335	20.103	19.438	58.876
No.31 REBENCIUC Vladimir				
1	19.872	20.119	19.836	59.827
2	19.900	20.835	19.544	1:00.279
3	18.997	19.993	19.557	58.547
4	19.031	19.963	19.387	58.381
5	18.980	20.576	19.689	59.245
6	19.352	20.232	19.515	59.099
7	19.059	19.937	19.641	58.637
8	19.483	19.922	19.461	58.866
9	19.062	19.919	19.493	58.474

Laps	Sector 1	Sector 2	Sector 3	Lap Time
No.32 BORTOV Nikita				
1	20.388	20.272	19.516	1:00.176
2	19.830	20.360	19.342	59.532
3	19.247	20.242	19.504	58.993
4	19.298	20.424	19.439	59.161
5	19.262	20.359	19.710	59.331
6	19.280	20.196	19.706	59.182
7	19.040	19.898	19.330	58.268
8	19.015	19.903	19.317	58.235
9	19.124	19.969	19.393	58.486
No.34 BOULLIER Elias Boullier				
1	20.761	21.755	19.779	1:02.295
2	19.454	20.109	19.474	59.037
3	19.347	20.061	19.458	58.866
4	19.076	20.658	19.720	59.454
5	19.003	20.352	19.930	59.285
6	19.183	19.917	19.260	58.360
7	19.198	20.042	19.262	58.502
8	18.975	19.906	19.443	58.324
9	19.136	20.106	19.312	58.554
No.35 CASTRO VILLARREAL Iker Javier				
1	21.568	21.595	20.806	1:03.969
2	20.372	20.551	19.308	1:00.231
3	19.197	20.102	19.409	58.708
4	19.154	20.122	19.550	58.826
5	19.564	20.137	19.358	59.059
6	19.264	20.008	19.397	58.669
7	19.278	20.006	19.397	58.681
8	19.220	20.032	19.397	58.649
9	19.320	20.296	19.419	59.035
No.36 BAKKEGAARD Phillip				
1	21.269	20.850	19.805	1:01.924
2	19.341	20.289	19.423	59.053
3	19.347	20.186	19.314	58.847
4	19.054	20.313	19.361	58.728



Renato Schmidt

2025ROKcupRnd1 (ITA) 15-16/03/2025

LSTiming





ROUND 1

FRANCIACORTA KARTING TRACK

15-16 MARZO 2025



KARTING TRACK
FRANCIACORTA

MINI ROK U10

Gara 1 (R1)

Analysis

For information purposes. No official / regulatory value

Laps	Sector 1	Sector 2	Sector 3	Lap Time
5	19.493	20.164	19.361	59.018
6	19.115	20.078	19.404	58.597
7	19.112	20.051	19.211	58.374
8	18.955	20.228	19.402	58.585
9	19.229	20.117	19.321	58.667

No.37 GRONDAL-EELES James				
Laps	Sector 1	Sector 2	Sector 3	Lap Time
1	20.408	20.792	19.956	1:01.156
2	20.074	20.509	19.762	1:00.345
3	19.431	20.384	19.712	59.527
4	19.752	20.559	20.005	1:00.316
5	19.524	20.721	19.983	1:00.228
6	19.544	20.586	19.886	1:00.016
7	19.477	20.643	20.261	1:00.381
8	19.803	20.700	19.944	1:00.447
9	19.639	20.491	19.999	1:00.129

No.38 MIKOLAJCZYK Piotr				
Laps	Sector 1	Sector 2	Sector 3	Lap Time
1	20.943	21.273	20.380	1:02.596
2	20.474	21.180	20.178	1:01.832
3	19.855	21.213	20.329	1:01.397
4	20.232	20.915	20.730	1:01.877
5	20.022	20.830	20.692	1:01.544
6	19.897	20.813	20.405	1:01.115
7	20.185	20.921	20.233	1:01.339
8	20.111	20.982	20.394	1:01.487
9	20.213	21.045	20.495	1:01.753

No.39 SAPIGNOLI Giorgio				
Laps	Sector 1	Sector 2	Sector 3	Lap Time
1	20.131	21.313	20.020	1:01.464
2	20.042	20.212	19.574	59.828
3	19.210	20.084	19.740	59.034
4	19.298	20.152	19.696	59.146
5	19.496	20.122	19.468	59.086
6	19.028	20.081	19.549	58.658
7	19.074	19.987	19.561	58.622
8	19.204	20.009	19.573	58.786
9	19.502	20.369	19.494	59.365

No.40 OTTAVIANI Alessio				
Laps	Sector 1	Sector 2	Sector 3	Lap Time
1	21.277	20.596	19.797	1:01.670
2	19.275	20.359	19.843	59.477
3	19.195	20.411	19.310	58.916
4	19.411	21.420	19.786	1:00.617
5	18.899	20.470	19.657	59.026
6	19.015	19.939	19.284	58.238
7	18.927	20.016	19.274	58.217
8	18.862	19.998	19.207	58.067
9	19.244	20.372	19.199	58.815

No.41 CZERNICKI Radek				
Laps	Sector 1	Sector 2	Sector 3	Lap Time
1	21.440	20.704	19.494	1:01.638
2	19.372	20.165	19.783	59.320
3	19.266	20.063	19.435	58.764
4	19.360	20.325	19.405	59.090
5	19.639	20.377	19.349	59.365
6	19.121	19.966	19.465	58.552
7	19.089	20.056	19.179	58.324
8	19.038	20.146	19.326	58.510
9	19.332	20.174	19.207	58.713

No.42 YILMAZ Ilmen				
Laps	Sector 1	Sector 2	Sector 3	Lap Time
1				1:07.711
2				1:05.514
3				1:04.766
4				1:04.818
5				1:04.145
6				1:04.341
7				1:02.916
8				1:02.112

No.43 MAKOLM Anna				
Laps	Sector 1	Sector 2	Sector 3	Lap Time
1	21.252	21.289	19.638	1:02.179
2	19.432	20.495	19.454	59.381
3	19.329	20.080	19.320	58.729
4	19.280	20.501	19.522	59.303
5	19.712	20.347	19.416	59.475

Laps	Sector 1	Sector 2	Sector 3	Lap Time
6	19.171	20.085	19.300	58.556
7	19.080	19.936	19.423	58.439
8	19.486	20.238	19.480	59.204
9	19.098	20.181	19.448	58.727

No.44 ALMEKIDAD Ghazi				
Laps	Sector 1	Sector 2	Sector 3	Lap Time
1	20.812	20.128	19.370	1:00.310
2	19.995	20.232	20.091	1:00.318
3	19.189	20.098	19.482	58.769
4	19.019	20.149	19.398	58.566
5	19.931	20.146	19.540	59.617
6	19.015	20.128	19.345	58.488
7	18.934	19.903	19.402	58.239
8	18.994	19.845	19.307	58.146
9	18.836	19.916	19.435	58.187



2025ROKcupRnd1 (ITA) 15-16/03/2025





ROUND 1

FRANCIACORTA KARTING TRACK

15-16 MARZO 2025



KARTING TRACK
FRANCIACORTA

MINI ROK U10

Gara 1 (R1)

Starting Grid

31 th	26	PASINI Giovanni Eks / Vortex / Levanto		16				
29 th	42	YILMAZ Ilmen Parolin / Vortex / Levanto		15	25	HALILOVIC Demir Eks / Vortex / Levanto		30 th
27 th	37	GRONDAL-EELES James Birel / Vortex / Levanto		14	38	MIKOLAJCZYK Piotr Parolin / Vortex / Levanto		28 th
25 th	13	DAL POZZO Samuel Kr / Vortex / Levanto		13	28	CECCHIN Sebastiano Leone Parolin / Vortex / Levanto		26 th
23 th	39	SAPIGNOLI Giorgio Oberon / Vortex / Levanto		12	43	MAKOLM Anna Alonso / Vortex / Levanto		24 th
21 th	36	BAKKEGAARD Phillip Birel / Vortex / Levanto		11	24	MARTIN Antonio Tony Kart / Vortex / Levanto		22 th
19 th	41	CZERNICKI Radek Kr / Vortex / Levanto		10	34	BOULLIER Elias Boullier Tony Kart / Vortex / Levanto		20 th
17 th	12	LISIGNOLI Francesco Kr / Vortex / Levanto		9	30	PIETRAS Nicolaj Parolin / Vortex / Levanto		18 th
15 th	11	MIGUEL Spina Energy / Vortex / Levanto		8	21	FAREL Beretta Dugat Tony Kart / Vortex / Levanto		16 th
13 th	44	ALMEKADAD Ghazi Kr / Vortex / Levanto		7	35	CASTRO VILLARREAL Iker Javier Kr / Vortex / Levanto		14 th
11 th	32	BORTOV Nikita Alonso / Vortex / Levanto		6	27	FARDIN Nico Parolin / Vortex / Levanto		12 th
9 th	15	STEC Filip Parolin / Vortex / Levanto		5	20	MENI Matteo Birel / Vortex / Levanto		10 th
7 th	40	OTTAVIANI Alessio Otk / Vortex / Levanto		4	22	TRAINA Edoardo Parolin / Vortex / Levanto		8 th
5 th	14	BIALAIS GIUDICELLI Leon Tony Kart / Vortex / Levanto		3	29	PANTOLI Amine Parolin / Vortex / Levanto		6 th
3 rd	23	LUKAS Natan Parolin / Vortex / Levanto		2	19	VENTORINO Giovanni Kr / Vortex / Levanto		4 th
1 st	18	KRALEV Leo Kr / Vortex / Levanto		1	31	REBENCIUC Vladimir Alonso / Vortex / Levanto		2 nd

POLE POSITION



Start : 16/03 - 13:45 9 Laps = 11.709 km



Renato Schmidt

2025ROKcupRnd1 (ITA) 15-16/03/2025

LSTiming

Page 1 / 1

Apex Timing GoRacing





ROUND 1

FRANCIACORTA KARTING TRACK

15-16 MARZO 2025



MINI ROK U10

Qualifying Practice (QP) OFFICIAL RESULTS

Document 3.1 OFFICIAL

Rnk	No.	Competitor	Nation	Driver	Nation	Equipment	Sector 1	Sector 2	Sector 3	Time	Gap	Laps
1	18	Team Driver Racing Kart	ITA	KRALEV Leo	BUL	Kr / Vortex / Levanto	18.869	19.904	19.315	58.088		4
2	31	ACS Brt	ROU	REBENCIUC Vladimir	ROU	Alonso / Vortex / Levanto	19.141	19.900	19.091	58.132	0.044	3
3	23	Parolin Poland	POL	LUKAS Natan	POL	Parolin / Vortex / Levanto	19.014	20.002	19.163	58.179	0.091	4
4	19	Team Driver Racing Kart	ITA	VENTORINO Giovanni	ITA	Kr / Vortex / Levanto	18.947	20.021	19.221	58.189	0.101	4
5	14	Bialais Bruno	FRA	BIALAIS GIUDICELLI Leon	FRA	Tony Kart / Vortex / Levanto	19.079	19.985	19.131	58.195	0.107	3
6	29	Pantoli David	FRA	PANTOLI Amine	FRA	Parolin / Vortex / Levanto	18.971	19.995	19.235	58.201	0.113	4
7	40	Ottaviani Fabio	ITA	OTTAVIANI Alessio	ITA	Otk / Vortex / Levanto	19.234	19.956	19.120	58.310	0.222	4
8	22	Avracing Di Villa Alessandro	ITA	TRAINA Edoardo	ITA	Parolin / Vortex / Levanto	19.109	19.949	19.269	58.327	0.239	4
9	15	D&d Motorsport Poland	POL	STEC Filip	POL	Parolin / Vortex / Levanto	19.090	20.080	19.336	58.506	0.418	5
10	20	Meni Marco	ITA	MENI Matteo	ITA	Birel / Vortex / Levanto	19.142	20.075	19.371	58.588	0.500	5
11	32	ACS Brt	ROU	BORTOV Nikita	ROU	Alonso / Vortex / Levanto	19.104	20.198	19.411	58.713	0.625	4
12	27	Tsunami	ITA	FARDIN Nico	SUI	Parolin / Vortex / Levanto	19.043	20.121	19.619	58.783	0.695	5
13	44	Tarillion Motorsport	AUT	ALMEKDDAD Ghazi	AUT	Kr / Vortex / Levanto	19.098	20.344	19.346	58.788	0.700	3
14	35	Tarillion Motorsport	AUT	CASTRO VILLARREAL Iker J	AUT	Kr / Vortex / Levanto	19.370	20.064	19.394	58.828	0.740	4
15	11	Luigi Spina	MLT	MIGUEL Spina	MLT	Energy / Vortex / Levanto	19.359	20.165	19.529	59.053	0.965	5
16	21	Dugat Loic	FRA	FAREL Beretta Dugat	FRA	Tony Kart / Vortex / Levanto	19.352	20.170	19.554	59.076	0.988	3
17	12	New Technology Di Ugrnani Fa	ITA	LISIGNOLI Francesco	UAE	Kr / Vortex / Levanto	19.327	20.133	19.625	59.085	0.997	5
18	30	Nico Racing	NOR	PIETRAS Nicolaj	NOR	Parolin / Vortex / Levanto	19.278	20.513	19.348	59.139	1.051	4
19	41	Bambini Racing Team	POL	CZERNICKI Radek	POL	Kr / Vortex / Levanto	19.408	20.288	19.538	59.234	1.146	3
20	34	Eric Boullier	FRA	BOULLIER Elias Boullier	FRA	Tony Kart / Vortex / Levanto	19.365	20.252	19.796	59.413	1.325	5
21	36	Bakkegaard Andrè	NOR	BAKKEGAARD Phillip	NOR	Birel / Vortex / Levanto	19.417	20.292	19.720	59.429	1.341	4
22	24	Martin Fabrice	FRA	MARTIN Antonio	FRA	Tony Kart / Vortex / Levanto	19.376	20.292	19.774	59.442	1.354	5
23	39	Sapignoli Paolo	ITA	SAPIGNOLI Giorgio	ITA	Oberon / Vortex / Levanto	19.494	20.242	19.827	59.563	1.475	4
24	43	Tarillion Motorsport	AUT	MAKOLM Anna	AUT	Alonso / Vortex / Levanto	19.933	20.398	19.498	59.829	1.741	5
25	13	Zuffa Ilaria	ITA	DAL POZZO Samuel	ITA	Kr / Vortex / Levanto	19.703	20.451	19.847	1:00.001	1.913	5

Start Time : 16/03 - 11:21:55 / Flag Time : 11:27:56 / End Time : 11:29:09

Best lap : No.18 KRALEV Leo

58.088

80.63 kph

Weather : Scattered cloud Air : 12°C Track : Dry

Presidente del Collegio *Mauro Antonio*

Membro del Collegio *Oliver Jovanovic*

Membro del Collegio *Amalije Ravichetti*


2025ROKcupRnd1 (ITA) 15-16/03/2025





ROUND 1

FRANCIACORTA KARTING TRACK
15-16 MARZO 2025



MINI ROK U10

Qualifying Practice (QP) OFFICIAL RESULTS

Document 3.1 OFFICIAL

Rnk	No.	Competitor	Nation	Driver	Nation	Equipment	Sector 1	Sector 2	Sector 3	Time	Gap	Laps
26	28	Cecchin Davide	ITA	CECCHIN Sebastiano Leone	ITA	Parolin / Vortex / Levanto	19.567	20.709	19.877	1:00.153	2.065	4
27	37	Eeles Thomas Brian	NOR	GRONDAL-EELES James	NOR	Birel / Vortex / Levanto	20.178	20.866	20.055	1:01.099	3.011	5
28	38	E1g Racing Team	POL	MIKOLAJCZYK Piotr	POL	Parolin / Vortex / Levanto	20.333	21.310	20.537	1:02.180	4.092	5
29	42	Prk Asd	ITA	YILMAZ Ilmen	TUR	Parolin / Vortex / Levanto				1:08.533	10.445	1

No.13 DAL POZZO Samuel : Carenatura anteriore in posizione non corretta durante prove qualificazione - annullamento miglior tempo realizzato. According to Stewards' Decision No.33.

Not Classified

25	Emme Racing	ITA	HALILOVIC Demir	AUT	Eks / Vortex / Levanto					No Time		
26	Emme Racing	ITA	PASINI Giovanni	ITA	Eks / Vortex / Levanto					No Time		

Start Time : 16/03 - 11:21:55 / Flag Time : 11:27:56 / End Time : 11:29:09

Best lap : No.18 KRALEV Leo

58.088

80.63 kph

Weather : Scattered cloud Air : 12°C Track : Dry

Presidente del Collegio

Mario Antonio

Membro del Collegio

Alberto

Membro del Collegio

Amalix Ravetto

2025ROKcupRnd1 (ITA) 15-16/03/2025

Page 2 / 2

LSTiming

Apex Timing GoRacing **APEX** TIMING

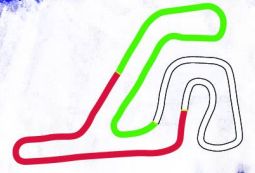




ROUND 1

FRANCIACORTA KARTING TRACK

15-16 MARZO 2025



MINI ROK U10

Qualifying Practice (QP) Best Sectors Analysis

For information purposes. No official / regulatory value

S1			S2			S3			Ideal Lap Times						
Rnk	No.	Time	Rnk	No.	Time	Rnk	No.	Time	Rnk	No.	Driver	Nation	Ideal Lap	Best Lap	Diff.
1	18	18.869	1	31	19.900	1	31	19.091	1	18	KRALEV Leo	BUL	57.975	58.088	0.113
2	19	18.947	2	18	19.904	2	40	19.120	2	19	VENTORINO Giovanni	ITA	57.985	58.189	0.204
3	29	18.971	3	19	19.917	3	19	19.121	3	31	REBENCIUC Vladimir	ROU	58.132	58.132	
4	23	19.014	4	22	19.949	4	14	19.131	4	29	PANTOLI Amine	FRA	58.160	58.201	0.041
5	27	19.043	5	29	19.954	5	23	19.163	5	23	LUKAS Natan	POL	58.179	58.179	
6	14	19.079	6	40	19.956	6	18	19.202	6	14	BIALAIS GIUDICELLI Leon	FRA	58.195	58.195	
7	15	19.090	7	14	19.985	7	29	19.235	7	40	OTTAVIANI Alessio	ITA	58.310	58.310	
8	44	19.098	8	23	20.002	8	22	19.269	8	22	TRAINA Edoardo	ITA	58.327	58.327	
9	32	19.104	9	15	20.037	9	15	19.336	9	15	STEC Filip	POL	58.463	58.506	0.043
10	22	19.109	10	35	20.064	10	44	19.346	10	44	ALMEKADAD Ghazi	AUT	58.573	58.788	0.215
11	31	19.141	11	12	20.071	11	30	19.348	11	20	MENI Matteo	ITA	58.588	58.588	
12	20	19.142	12	20	20.075	12	20	19.371	12	32	BORTOV Nikita	ROU	58.713	58.713	
13	40	19.234	13	27	20.121	13	35	19.394	13	27	FARDIN Nico	SUI	58.783	58.783	
14	30	19.278	14	44	20.129	14	32	19.411	14	35	CASTRO VILLARREAL Iker Javier	AUT	58.828	58.828	
15	11	19.325	15	11	20.165	15	36	19.482	15	30	PIETRAS Nicolaj	NOR	58.938	59.139	0.201
16	12	19.327	16	21	20.170	16	43	19.498	16	11	MIGUEL Spina	MLT	59.019	59.053	0.034
17	21	19.352	17	32	20.198	17	11	19.529	17	12	LISIGNOLI Francesco	UAE	59.023	59.085	0.062
18	34	19.365	18	34	20.212	18	41	19.538	18	21	FAREL Beretta Dugat	FRA	59.076	59.076	
19	35	19.370	19	39	20.242	19	21	19.554	19	36	BAKKEGAARD Phillip	NOR	59.191	59.429	0.238
20	24	19.376	20	41	20.288	20	27	19.619	20	41	CZERNICKI Radek	POL	59.234	59.234	
21	41	19.408	21	36	20.292	21	12	19.625	21	34	BOULLIER Elias Boullier	FRA	59.373	59.413	0.040
22	13	19.414	21	24	20.292	22	24	19.721	22	24	MARTIN Antonio	FRA	59.389	59.442	0.053
23	36	19.417	23	30	20.312	23	34	19.796	23	39	SAPIGNOLI Giorgio	ITA	59.540	59.563	0.023
24	39	19.471	24	43	20.398	24	13	19.816	24	13	DAL POZZO Samuel	ITA	59.681	1:00.001	0.320
25	28	19.567	25	13	20.451	25	39	19.827	25	43	MAKOLM Anna	AUT	59.740	59.829	0.089
26	43	19.844	26	28	20.493	26	28	19.877	26	28	CECCHIN Sebastiano Leone	ITA	59.937	1:00.153	0.216
27	37	20.057	27	37	20.866	27	37	20.055	27	37	GRONDAL-EELES James	NOR	1:00.978	1:01.099	0.121
28	38	20.257	28	38	21.310	28	38	20.504	28	38	MIKOLAJCZYK Piotr	POL	1:02.071	1:02.180	0.109



Renato Schmidt

2025ROKcupRnd1 (ITA) 15-16/03/2025

LSTiming

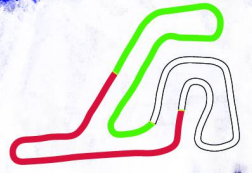




ROUND 1

FRANCIACORTA KARTING TRACK

15-16 MARZO 2025



MINI ROK U10

Qualifying Practice (QP) Analysis

For information purposes. No official / regulatory value

Laps	Sector 1	Sector 2	Sector 3	Lap Time
No.11 MIGUEL Spina				
1	19.987	20.317	19.691	59.995
2	20.071	21.089	20.250	1:01.410
3	19.946	20.488	19.863	1:00.297
4	19.325	20.222	19.626	59.173
5	19.359	20.165	19.529	59.053

Laps	Sector 1	Sector 2	Sector 3	Lap Time
No.12 LISIGNOLI Francesco				
1	19.685	20.442	19.831	59.958
2	19.553	20.863	20.017	1:00.433
3	19.360	20.071	19.658	59.089
4	19.333	20.141	19.647	59.121
5	19.327	20.133	19.625	59.085

Laps	Sector 1	Sector 2	Sector 3	Lap Time
No.13 DAL POZZO Samuel				
1	20.677	20.725	20.603	1:02.005
2	20.619	21.642	19.816	1:02.077
3	19.703	20.451	19.847	1:00.001
4	19.414	20.635	22.284	1:02.333
5	19.504	20.269	19.934	59.707

Laps	Sector 1	Sector 2	Sector 3	Lap Time
No.14 BIALAIS GIUDICELLI Leon				
1	19.627	21.156	19.940	1:00.723
2	19.917	20.877	19.325	1:00.119
3	19.079	19.985	19.131	58.195

Laps	Sector 1	Sector 2	Sector 3	Lap Time
No.15 STEC Filip				
1	19.836	20.266	19.909	1:00.011
2	19.442	20.269	19.612	59.323
3	19.158	20.037	19.427	58.622
4	19.099	20.100	19.558	58.757
5	19.090	20.080	19.336	58.506

Laps	Sector 1	Sector 2	Sector 3	Lap Time
No.18 KRALEV Leo				
1	19.884	20.590	19.818	1:00.292
2	19.251	20.056	19.202	58.509
3	18.869	19.904	19.315	58.088
4	19.053	19.945	19.320	58.318

Laps	Sector 1	Sector 2	Sector 3	Lap Time
No.19 VENTORINO Giovanni				
1	19.386	20.395	19.919	59.700

Laps	Sector 1	Sector 2	Sector 3	Lap Time
2	19.643	20.235	19.121	58.999
3	19.090	19.917	19.465	58.472
4	18.947	20.021	19.221	58.189

Laps	Sector 1	Sector 2	Sector 3	Lap Time
No.20 MENI Matteo				
1	20.112	20.371	19.557	1:00.040
2	19.511	21.129	20.645	1:01.285
3	19.651	20.145	19.480	59.276
4	19.446	20.212	20.152	59.810
5	19.142	20.075	19.371	58.588

Laps	Sector 1	Sector 2	Sector 3	Lap Time
No.21 FAREL Beretta Dugat				
1	19.871	20.419	20.677	1:00.967
2	22.039	21.989	19.673	1:03.701
3	19.352	20.170	19.554	59.076

Laps	Sector 1	Sector 2	Sector 3	Lap Time
No.22 TRAINA Edoardo				
1	20.260	20.266	19.511	1:00.037
2	19.417	20.128	19.381	58.926
3	19.109	19.949	19.269	58.327
4	19.128	20.363	19.554	59.045

Laps	Sector 1	Sector 2	Sector 3	Lap Time
No.23 LUKAS Natan				
1	19.678	20.249	19.763	59.690
2	19.399	20.219	19.716	59.334
3	19.342	20.198	20.289	59.829
4	19.014	20.002	19.163	58.179

Laps	Sector 1	Sector 2	Sector 3	Lap Time
No.24 MARTIN Antonio				
1	20.001	20.639	19.777	1:00.417
2	19.856	21.304	19.989	1:01.149
3	19.510	20.320	19.721	59.551
4	19.376	20.292	19.774	59.442
5	19.487	20.380	19.747	59.614

Laps	Sector 1	Sector 2	Sector 3	Lap Time
No.27 FARDIN Nico				
1	19.758	20.227	19.708	59.693
2	19.442	20.904	20.408	1:00.754
3	19.355	20.208	19.752	59.315
4	19.364	20.561	19.733	59.658
5	19.043	20.121	19.619	58.783

Laps	Sector 1	Sector 2	Sector 3	Lap Time
No.28 CECCHIN Sebastiano Leone				
1	24.386	21.220	20.203	1:05.809
2	19.962	20.493	19.949	1:00.404
3	19.861	20.533	19.914	1:00.308
4	19.567	20.709	19.877	1:00.153

Laps	Sector 1	Sector 2	Sector 3	Lap Time
No.29 PANTOLI Amine				
1	19.759	20.232	20.307	1:00.298
2	19.449	20.103	19.313	58.865
3	19.067	19.954	19.410	58.431
4	18.971	19.995	19.235	58.201

Laps	Sector 1	Sector 2	Sector 3	Lap Time
No.30 PIETRAS Nicolaj				
1	19.746	20.824	20.456	1:01.026
2	19.557	20.348	19.581	59.486
3	19.278	20.513	19.348	59.139
4	19.539	20.312	19.793	59.644

Laps	Sector 1	Sector 2	Sector 3	Lap Time
No.31 REBENCIUC Vladimir				
1	19.771	20.271	20.351	1:00.393
2	19.635	20.110	19.642	59.387
3	19.141	19.900	19.091	58.132

Laps	Sector 1	Sector 2	Sector 3	Lap Time
No.32 BORTOV Nikita				
1	19.930	20.973	19.542	1:00.445
2	19.403	20.306	19.532	59.241
3	19.104	20.198	19.411	58.713
4	20.131	20.400	19.726	1:00.257

Laps	Sector 1	Sector 2	Sector 3	Lap Time
No.34 BOULLIER Elias Boullier				
1	20.144	20.520	20.160	1:00.824
2	20.499	20.570	19.965	1:01.034
3	19.499	20.212	19.847	59.558
4	19.519	20.468	19.824	59.811
5	19.365	20.252	19.796	59.413

Laps	Sector 1	Sector 2	Sector 3	Lap Time
No.35 CASTRO VILLARREAL Iker Javier				
1	20.304	20.794	19.565	1:00.663
2	19.483	20.336	19.508	59.327
3	19.370	20.064	19.394	58.828
4	19.482	20.354	19.491	59.327



2025ROKcupRnd1 (ITA) 15-16/03/2025

LSTiming

Apex Timing GoRacing





ROUND 1

FRANCIACORTA KARTING TRACK

15-16 MARZO 2025



KARTING TRACK
FRANCIACORTA

MINI ROK U10

Qualifying Practice (QP)

Analysis

For information purposes. No official / regulatory value

Laps	Sector 1	Sector 2	Sector 3	Lap Time	Laps	Sector 1	Sector 2	Sector 3	Lap Time
No.36 BAKKEGAARD Phillip					2	20.236	20.860	20.099	1:01.195
1	20.569	20.755	20.144	1:01.468	3	19.933	20.398	19.498	59.829
2	19.617	20.417	19.482	59.516	4	19.868	20.704	19.812	1:00.384
3	19.608	21.111	19.561	1:00.280	5	19.844	20.563	19.794	1:00.201
4	19.417	20.292	19.720	59.429	No.44 ALMEKDAD Ghazi				
No.37 GRONDAL-EELES James					1	19.802	20.572	19.721	1:00.095
1	20.720	21.114	20.436	1:02.270	2	19.336	20.129	19.520	58.985
2	20.244	20.969	20.128	1:01.341	3	19.098	20.344	19.346	58.788
3	20.242	20.914	20.180	1:01.336	No.38 MIKOLAJCZYK Piotr				
4	20.178	20.866	20.055	1:01.099	1	20.834	21.976	20.538	1:03.348
5	20.057	21.406	20.554	1:02.017	2	20.257	21.568	20.860	1:02.685
No.38 MIKOLAJCZYK Piotr					3	20.387	21.506	20.745	1:02.638
1	20.834	21.976	20.538	1:03.348	4	20.333	21.310	20.537	1:02.180
2	20.257	21.568	20.860	1:02.685	5	20.414	21.506	20.504	1:02.424
3	20.387	21.506	20.745	1:02.638	No.39 SAPIGNOLI Giorgio				
4	20.333	21.310	20.537	1:02.180	1	20.048	20.575	20.128	1:00.751
5	20.414	21.506	20.504	1:02.424	2	19.646	20.249	19.925	59.820
No.39 SAPIGNOLI Giorgio					3	19.494	20.242	19.827	59.563
1	20.048	20.575	20.128	1:00.751	4	19.471	20.991	20.042	1:00.504
2	19.646	20.249	19.925	59.820	No.40 OTTAVIANI Alessio				
3	19.494	20.242	19.827	59.563	1	19.841	20.433	19.401	59.675
4	19.471	20.991	20.042	1:00.504	2	19.630	20.148	19.406	59.184
No.40 OTTAVIANI Alessio					3	19.234	19.956	19.120	58.310
1	19.841	20.433	19.401	59.675	4	30.074	20.887	19.517	1:10.478
2	19.630	20.148	19.406	59.184	No.41 CZERNICKI Radek				
3	19.234	19.956	19.120	58.310	1	20.271	20.617	19.797	1:00.685
4	30.074	20.887	19.517	1:10.478	2	19.861	20.350	19.583	59.794
No.41 CZERNICKI Radek					3	19.408	20.288	19.538	59.234
1	20.271	20.617	19.797	1:00.685	No.42 YILMAZ Ilmen				
2	19.861	20.350	19.583	59.794	1				1:08.533
3	19.408	20.288	19.538	59.234	No.43 MAKOLM Anna				
No.42 YILMAZ Ilmen					1	20.287	20.946	20.667	1:01.900
1				1:08.533	No.43 MAKOLM Anna				
No.43 MAKOLM Anna					1	20.287	20.946	20.667	1:01.900



Renato Schmidt

2025ROKcupRnd1 (ITA) 15-16/03/2025

LSTiming





ROUND 1

FRANCIACORTA KARTING TRACK

15-16 MARZO 2025



KARTING TRACK
FRANCIACORTA

MINI ROK U10

Official Free Practice (OFP)

Document 2

For information purposes. No official / regulatory value

Rnk	No.	Competitor	Nation Driver	Nation Equipment	Sector 1	Sector 2	Sector 3	Time	Gap	Laps
1	19	Team Driver Racing Kart	ITA VENTORINO Giovanni	ITA Kr / Vortex / Levanto	19.225	20.168	19.540	58.933		9
2	18	Team Driver Racing Kart	ITA KRALEV Leo	BUL Kr / Vortex / Levanto	19.291	20.234	19.456	58.981	0.048	9
3	23	Parolin Poland	POL LUKAS Natan	POL Parolin / Vortex / Levanto	19.173	20.344	19.526	59.043	0.110	9
4	44	Tarillion Motorsport	AUT ALMEKIDAD Ghazi	AUT Kr / Vortex / Levanto	19.371	20.264	19.534	59.169	0.236	8
5	22	Avracing Di Villa Alessandro	ITA TRAINA Edoardo	ITA Parolin / Vortex / Levanto	19.313	20.364	19.508	59.185	0.252	9
6	14	Bialais Bruno	FRA BIALAIS GIUDICELLI Leon	FRA Tony Kart / Vortex / Levanto	19.451	20.516	19.278	59.245	0.312	9
7	32	ACS Brt	ROU BORTOV Nikita	ROU Alonso / Vortex / Levanto	19.354	20.411	19.514	59.279	0.346	7
8	29	Pantoli David	FRA PANTOLI Amine	FRA Parolin / Vortex / Levanto	19.250	20.420	19.675	59.345	0.412	9
9	31	ACS Brt	ROU REBENCIUC Vladimir	ROU Alonso / Vortex / Levanto	19.404	20.492	19.512	59.408	0.475	5
10	20	Meni Marco	ITA MENI Matteo	ITA Birel / Vortex / Levanto	19.372	20.520	19.553	59.445	0.512	8
11	12	New Technology Di Urgnani Fa	ITA LISIGNOLI Francesco	UAE Kr / Vortex / Levanto	19.579	20.497	19.381	59.457	0.524	8
12	35	Tarillion Motorsport	AUT CASTRO VILLARREAL Iker	AUT Kr / Vortex / Levanto	19.566	20.472	19.474	59.512	0.579	9
13	36	Bakkegaard Andrè	NOR BAKKEGAARD Phillip	NOR Birel / Vortex / Levanto	19.506	20.498	19.510	59.514	0.581	9
14	40	Ottaviani Fabio	ITA OTTAVIANI Alessio	ITA Otk / Vortex / Levanto	19.752	20.407	19.418	59.577	0.644	9
15	15	D&d Motorsport Poland	POL STEC Filip	POL Parolin / Vortex / Levanto	19.507	20.425	19.663	59.595	0.662	8
16	25	Emme Racing	ITA HALILOVIC Demir	AUT Eks / Vortex / Levanto	19.324	20.422	19.862	59.608	0.675	9
17	13	Zuffa Ilaria	ITA DAL POZZO Samuel	ITA Kr / Vortex / Levanto	19.574	20.408	19.649	59.631	0.698	9
18	11	Luigi Spina	MLT MIGUEL Spina	MLT Energy / Vortex / Levanto	19.544	20.434	19.672	59.650	0.717	9
19	41	Bambini Racing Team	POL CZERNICKI Radek	POL Kr / Vortex / Levanto	19.647	20.324	19.680	59.651	0.718	3
20	43	Tarillion Motorsport	AUT MAKOLM Anna	AUT Alonso / Vortex / Levanto	19.526	20.557	19.582	59.665	0.732	8
21	34	Eric Boullier	FRA BOULLIER Elias Boullier	FRA Tony Kart / Vortex / Levanto	19.658	20.428	19.582	59.668	0.735	9
22	24	Martin Fabrice	FRA MARTIN Antonio	FRA Tony Kart / Vortex / Levanto	19.454	20.708	19.628	59.790	0.857	9
23	27	Tsunami	ITA FARDIN Nico	SUI Parolin / Vortex / Levanto	19.568	20.622	19.656	59.846	0.913	5
24	21	Dugat Loic	FRA FAREL Beretta Dugat	FRA Tony Kart / Vortex / Levanto	19.573	20.645	19.706	59.924	0.991	7
25	39	Sapignoli Paolo	ITA SAPIGNOLI Giorgio	ITA Oberon / Vortex / Levanto	19.710	20.447	19.947	1:00.104	1.171	9
26	26	Emme Racing	ITA PASINI Giovanni	ITA Eks / Vortex / Levanto	19.680	20.745	19.803	1:00.228	1.295	8
27	28	Cecchin Davide	ITA CECCHIN Sebastiano Leon	ITA Parolin / Vortex / Levanto	19.715	20.689	19.963	1:00.367	1.434	8
28	30	Nico Racing	NOR PIETRAS Nicolaj	NOR Parolin / Vortex / Levanto	19.845	20.668	19.962	1:00.475	1.542	7
29	37	Eeles Thomas Brian	NOR GRONDAL-EELES James	NOR Birel / Vortex / Levanto	20.086	21.233	20.349	1:01.668	2.735	8

Start Time : 16/03 - 09:41:54 / Flag Time : 09:51:55 / End Time : 09:52:42

Best lap : No.19 VENTORINO Giovanni 58.933 79.47 kph

Weather : Sunny Air : 11°C Track : Dry



Renato Schmidt

2025ROKcupRnd1 (ITA) 15-16/03/2025



Live Timing & Results
www.youcrono.it



ROUND 1

FRANCIACORTA KARTING TRACK
15-16 MARZO 2025



MINI ROK U10

Official Free Practice (OFP)

Document 2

For information purposes. No official / regulatory value

Rnk	No.	Competitor	Nation Driver	Nation Equipment	Sector 1	Sector 2	Sector 3	Time	Gap	Laps
30	38	E1g Racing Team	MIKOLAJCZYK Piotr	Parolin / Vortex / Levanto	21.411	22.045	20.592	1:04.048	5.115	1
Not Classified										
	42	Prk Asd	YILMAZ Ilmen	Parolin / Vortex / Levanto				No Time		

Start Time : 16/03 - 09:41:54 / Flag Time : 09:51:55 / End Time : 09:52:42

Best lap : No.19 VENTORINO Giovanni 58.933 79.47 kph

Weather : Sunny Air : 11°C Track : Dry



Renato Schmidt

2025ROKcupRnd1 (ITA) 15-16/03/2025

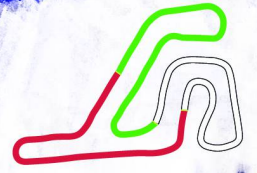




ROUND 1

FRANCIACORTA KARTING TRACK

15-16 MARZO 2025



MINI ROK U10

Official Free Practice (OFP)

Best Sectors Analysis

For information purposes. No official / regulatory value

S1			S2			S3			Ideal Lap Times						
Rnk	No.	Time	Rnk	No.	Time	Rnk	No.	Time	Rnk	No.	Driver	Nation	Ideal Lap	Best Lap	Diff.
1	23	19.173	1	19	20.168	1	14	19.278	1	19	VENTORINO Giovanni	ITA	58.795	58.933	0.138
2	19	19.225	2	44	20.181	2	20	19.295	2	23	LUKAS Natan	POL	58.830	59.043	0.213
3	18	19.244	3	18	20.234	3	23	19.313	3	18	KRALEV Leo	BUL	58.934	58.981	0.047
4	29	19.250	4	29	20.290	4	12	19.324	4	44	ALMEKADAD Ghazi	AUT	58.994	59.169	0.175
5	32	19.261	5	41	20.324	5	19	19.402	5	14	BIALAIS GIUDICELLI Leon	FRA	59.001	59.245	0.244
6	22	19.283	6	23	20.344	6	36	19.414	6	20	MENI Matteo	ITA	59.016	59.445	0.429
7	14	19.317	7	20	20.349	7	40	19.418	7	22	TRAINA Edoardo	ITA	59.080	59.185	0.105
8	25	19.324	8	22	20.364	8	22	19.433	8	29	PANTOLI Amine	FRA	59.111	59.345	0.234
9	44	19.371	9	12	20.372	9	44	19.442	9	12	LISIGNOLI Francesco	UAE	59.145	59.457	0.312
10	20	19.372	10	11	20.383	10	43	19.453	10	32	BORTOV Nikita	ROU	59.186	59.279	0.093
11	36	19.401	11	14	20.406	11	18	19.456	11	36	BAKKEGAARD Phillip	NOR	59.313	59.514	0.201
12	31	19.404	12	40	20.407	12	35	19.474	12	25	HALILOVIC Demir	AUT	59.325	59.608	0.283
13	15	19.435	13	13	20.408	13	31	19.512	13	31	REBENCIUC Vladimir	ROU	59.408	59.408	
14	12	19.449	14	32	20.411	14	32	19.514	14	40	OTTAVIANI Alessio	ITA	59.415	59.577	0.162
15	24	19.454	15	25	20.422	15	29	19.571	15	35	CASTRO VILLARREAL Iker Javier	AUT	59.492	59.512	0.020
16	21	19.477	16	15	20.425	16	25	19.579	16	15	STEC Filip	POL	59.523	59.595	0.072
17	43	19.526	17	34	20.428	17	34	19.582	17	43	MAKOLM Anna	AUT	59.536	59.665	0.129
18	11	19.528	18	39	20.447	18	24	19.628	18	41	CZERNICKI Radek	POL	59.545	59.651	0.106
19	35	19.546	19	35	20.472	19	41	19.635	19	11	MIGUEL Spina	MIL	59.583	59.650	0.067
20	27	19.568	20	31	20.492	20	13	19.649	20	13	DAL POZZO Samuel	ITA	59.631	59.631	
21	13	19.574	21	36	20.498	21	27	19.656	21	34	BOULLIER Elias Boullier	FRA	59.668	59.668	
22	41	19.586	22	21	20.527	22	15	19.663	22	21	FAREL Beretta Dugat	FRA	59.710	59.924	0.214
23	40	19.590	23	43	20.557	23	11	19.672	23	24	MARTIN Antonio	FRA	59.774	59.790	0.016
24	34	19.658	24	27	20.622	24	30	19.697	24	27	FARDIN Nico	SUI	59.846	59.846	
25	26	19.680	25	30	20.665	25	21	19.706	25	39	SAPIGNOLI Giorgio	ITA	59.997	1:00.104	0.107
26	39	19.706	26	28	20.689	26	26	19.803	26	30	PIETRAS Nicolaj	NOR	1:00.173	1:00.475	0.302
27	28	19.715	27	24	20.692	27	39	19.844	27	26	PASINI Giovanni	ITA	1:00.228	1:00.228	
28	30	19.811	28	26	20.745	28	28	19.868	28	28	CECCHIN Sebastiano Leone	ITA	1:00.272	1:00.367	0.095
29	37	20.086	29	37	21.233	29	37	20.185	29	37	GRONDAL-EELES James	NOR	1:01.504	1:01.668	0.164
30	38	21.411	30	38	22.045	30	38	20.592	30	38	MIKOLAJCZYK Piotr	POL	1:04.048	1:04.048	



Renato Schmidt

2025ROKcupRnd1 (ITA) 15-16/03/2025

LSTiming

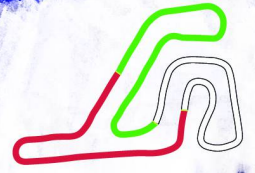




ROUND 1

FRANCIACORTA KARTING TRACK

15-16 MARZO 2025



MINI ROK U10

Official Free Practice (OFFP) Analysis

For information purposes. No official / regulatory value

Laps	Sector 1	Sector 2	Sector 3	Lap Time
No.11 MIGUEL Spina				
1	20.702	22.193	20.022	1:02.917
2	20.099	20.838	19.870	1:00.807
3	19.804	20.724	19.686	1:00.214
4	19.674	20.535	19.742	59.951
5	19.544	20.434	19.672	59.650
6	19.692	20.631	19.839	1:00.162
7	19.684	20.723	19.932	1:00.339
8	19.700	20.383	19.863	59.946
9	19.528	20.749	19.818	1:00.095

Laps	Sector 1	Sector 2	Sector 3	Lap Time
No.12 LISIGNOLI Francesco				
1	20.502	21.226	19.619	1:01.347
2	19.780	20.747	19.470	59.997
3	19.868	20.619	19.512	59.999
4	19.585	20.372	19.624	59.581
5	19.507	20.650	19.643	59.800
6	19.897	20.657	19.324	59.878
7	19.449	20.615	19.527	59.591
8	19.579	20.497	19.381	59.457

Laps	Sector 1	Sector 2	Sector 3	Lap Time
No.13 DAL POZZO Samuel				
1	20.761	21.232	20.172	1:02.165
2	20.366	21.365	20.381	1:02.112
3	19.990	20.764	20.316	1:01.070
4	20.743	21.806	20.431	1:02.980
5	19.884	21.095	19.664	1:00.643
6	19.641	20.557	19.767	59.965
7	19.659	20.693	19.977	1:00.329
8	19.574	20.408	19.649	59.631
9	20.545	21.177	20.360	1:02.082

Laps	Sector 1	Sector 2	Sector 3	Lap Time
No.14 BIALAIS GIUDICELLI Leon				
1	22.376	21.180	19.912	1:03.468
2	19.712	21.168	19.953	1:00.833
3	20.095	20.474	19.493	1:00.062
4	19.574	20.498	19.562	59.634
5	19.366	20.406	19.656	59.428

Laps	Sector 1	Sector 2	Sector 3	Lap Time
6	19.451	20.516	19.278	59.245
7	19.466	20.703	19.419	59.588
8	19.317	20.716	19.399	59.432
9	20.152	20.710	19.627	1:00.489

Laps	Sector 1	Sector 2	Sector 3	Lap Time
No.15 STEC Filip				
1	20.571	21.165	19.873	1:01.609
2	19.795	20.741	19.972	1:00.508
3	19.581	20.522	19.731	59.834
4	19.565	20.709	19.910	1:00.184
5	19.507	20.425	19.663	59.595
6	19.479	20.469	19.793	59.741
7	19.435	20.583	19.745	59.763
8	19.524	20.473	19.854	59.851

Laps	Sector 1	Sector 2	Sector 3	Lap Time
No.18 KRALOV Leo				
1	20.210	20.856	19.638	1:00.704
2	19.777	20.610	19.465	59.852
3	19.613	20.390	19.527	59.530
4	19.625	20.459	19.498	59.582
5	19.301	22.621	19.797	1:01.719
6	19.398	20.712	19.565	59.675
7	19.417	20.317	19.551	59.285
8	19.291	20.234	19.456	58.981
9	19.244	20.272	19.505	59.021

Laps	Sector 1	Sector 2	Sector 3	Lap Time
No.19 VENTORINO Giovanni				
1	20.163	20.981	19.839	1:00.983
2	19.789	20.501	19.577	59.867
3	19.547	20.764	19.687	59.998
4	19.364	20.296	19.496	59.156
5	19.469	21.716	19.964	1:01.149
6	19.351	20.801	19.402	59.554
7	19.398	20.436	19.517	59.351
8	19.292	20.266	19.561	59.119
9	19.225	20.168	19.540	58.933

Laps	Sector 1	Sector 2	Sector 3	Lap Time
No.20 MENI Matteo				
1	20.288	20.971	19.708	1:00.967

Laps	Sector 1	Sector 2	Sector 3	Lap Time
2	19.792	20.754	19.730	1:00.276
3	19.631	20.661	20.865	1:01.157
4	19.616	20.472	19.452	59.540
5	19.383	20.349	19.892	59.624
6	19.372	20.520	19.553	59.445
7	19.847	21.075	19.295	1:00.217
8	19.529	20.468	19.970	59.967

Laps	Sector 1	Sector 2	Sector 3	Lap Time
No.21 FAREL Beretta Dugat				
1	19.947	22.162	19.974	1:02.083
2	19.710	20.712	19.922	1:00.344
3	19.584	20.527	19.933	1:00.044
4	19.477	20.855	19.828	1:00.160
5	19.667	20.671	19.790	1:00.128
6	19.573	20.645	19.706	59.924
7	19.744	20.722	19.764	1:00.230

Laps	Sector 1	Sector 2	Sector 3	Lap Time
No.22 TRAINA Edoardo				
1	20.516	21.086	19.860	1:01.462
2	19.870	20.749	19.682	1:00.301
3	19.826	20.617	19.622	1:00.065
4	19.389	20.428	19.433	59.250
5	19.313	20.364	19.508	59.185
6	19.347	20.708	19.560	59.615
7	19.363	21.360	19.722	1:00.445
8	19.283	20.552	19.601	59.436
9	19.903	20.999	19.468	1:00.370

Laps	Sector 1	Sector 2	Sector 3	Lap Time
No.23 LUKAS Natan				
1	20.253	20.983	19.894	1:01.130
2	19.830	20.519	19.650	59.999
3	20.976	25.849	21.463	1:08.288
4	19.633	20.448	19.313	59.394
5	19.302	20.629	19.573	59.504
6	19.173	20.344	19.526	59.043
7	19.610	20.368	19.660	59.638
8	19.477	20.387	19.519	59.383
9	21.033	20.886	19.363	1:01.282



2025ROKcupRnd1 (ITA) 15-16/03/2025

LSTiming

Apex Timing GoRacing

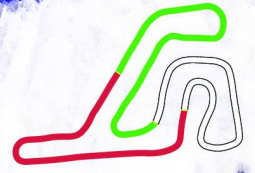




ROUND 1

FRANCIACORTA KARTING TRACK

15-16 MARZO 2025



MINI ROK U10

Official Free Practice (OFP) Analysis

For information purposes. No official / regulatory value

Laps	Sector 1	Sector 2	Sector 3	Lap Time
No.24 MARTIN Antonio				
1	20.574	22.175	19.838	1:02.587
2	20.200	21.313	19.829	1:01.342
3	19.749	20.729	19.960	1:00.438
4	19.650	20.839	19.851	1:00.340
5	19.586	20.692	19.907	1:00.185
6	19.820	20.786	19.752	1:00.358
7	19.521	21.030	19.965	1:00.516
8	19.454	20.708	19.628	59.790
9	19.705	21.145	19.642	1:00.492

Laps	Sector 1	Sector 2	Sector 3	Lap Time
No.25 HALILOVIC Demir				
1	20.101	21.485	19.935	1:01.521
2	19.818	20.737	19.886	1:00.441
3	19.586	20.723	19.579	59.888
4	19.699	20.545	19.755	59.999
5	19.324	20.422	19.862	59.608
6	19.470	20.574	19.716	59.760
7	19.586	20.628	19.705	59.919
8	19.409	20.495	19.798	59.702
9	19.694	20.698	19.641	1:00.033

Laps	Sector 1	Sector 2	Sector 3	Lap Time
No.26 PASINI Giovanni				
1	20.534	21.144	19.814	1:01.492
2	19.767	20.990	19.836	1:00.593
3	19.780	20.915	19.930	1:00.625
4	19.721	20.931	19.839	1:00.491
5	19.680	20.745	19.803	1:00.228
6	19.825	20.873	19.933	1:00.631
7	20.015	20.934	19.839	1:00.788
8	20.309	20.790	19.859	1:00.958

Laps	Sector 1	Sector 2	Sector 3	Lap Time
No.27 FARDIN Nico				
1	20.342	21.490	20.443	1:02.275
2	19.894	20.895	19.905	1:00.694
3	19.752	20.950	19.979	1:00.681
4	19.623	20.874	19.779	1:00.276
5	19.568	20.622	19.656	59.846

Laps	Sector 1	Sector 2	Sector 3	Lap Time
No.28 CECCHIN Sebastiano Leone				
1	20.792	21.231	19.929	1:01.952
2	19.795	20.796	20.135	1:00.726
3	20.418	20.773	19.868	1:01.059
4	20.314	58.044	20.432	1:38.790
5	20.233	20.885	20.009	1:01.127
6	19.981	20.902	20.631	1:01.514
7	19.876	20.736	19.875	1:00.487
8	19.715	20.689	19.963	1:00.367

Laps	Sector 1	Sector 2	Sector 3	Lap Time
No.29 PANTOLI Amine				
1	19.802	21.365	19.649	1:00.816
2	19.552	21.239	19.836	1:00.627
3	19.469	20.290	19.713	59.472
4	19.513	20.464	19.607	59.584
5	19.355	20.920	19.753	1:00.028
6	19.250	20.420	19.675	59.345
7	19.660	20.629	19.620	59.909
8	19.357	20.424	19.571	59.352
9	19.758	20.614	19.674	1:00.046

Laps	Sector 1	Sector 2	Sector 3	Lap Time
No.30 PIETRAS Nicolaj				
1	26.160	27.584	21.825	1:15.569
2	20.205	20.787	19.697	1:00.689
3	19.845	20.668	19.962	1:00.475
4	19.811	21.568	20.168	1:01.547
5	19.919	20.665	20.272	1:00.856
6	21.193	20.935	22.824	1:04.952
7	21.783	21.094	20.067	1:02.944

Laps	Sector 1	Sector 2	Sector 3	Lap Time
No.31 REBENCIUC Vladimir				
1	51.293	26.323	23.770	2:55.293
2	1:07.467	21.088	19.943	3:04.929
3	19.899	21.496	20.021	1:01.416
4	19.404	20.492	19.512	59.408
5	21.783	21.046	19.854	1:02.683

Laps	Sector 1	Sector 2	Sector 3	Lap Time
No.32 BORTOV Nikita				
1	20.310	20.854	19.873	1:01.037

Laps	Sector 1	Sector 2	Sector 3	Lap Time
2	19.848	20.622	19.884	1:00.354
3	19.758	20.930	19.752	1:00.440
4	19.700	20.498	19.661	59.859
5	19.354	20.411	19.514	59.279
6	19.394	20.469	19.517	59.380
7	19.261	20.470	19.798	59.529

Laps	Sector 1	Sector 2	Sector 3	Lap Time
No.34 BOULLIER Elias Boullier				
1	20.715	21.026	19.804	1:01.545
2	20.252	21.465	19.791	1:01.508
3	20.063	21.767	19.968	1:01.798
4	19.916	20.690	19.896	1:00.502
5	19.807	20.921	19.756	1:00.484
6	19.773	20.783	19.852	1:00.408
7	19.880	20.573	19.711	1:00.164
8	19.658	20.428	19.582	59.668
9	19.940	20.453	19.651	1:00.044

Laps	Sector 1	Sector 2	Sector 3	Lap Time
No.35 CASTRO VILLARREAL Iker Javier				
1	21.105	21.747	19.828	1:02.680
2	20.465	21.284	19.939	1:01.688
3	20.552	21.246	19.699	1:01.497
4	20.463	21.598	19.880	1:01.941
5	19.836	20.811	19.598	1:00.245
6	19.566	20.472	19.474	59.512
7	19.546	21.180	19.590	1:00.316
8	19.790	20.549	19.496	59.835
9	21.156	21.021	20.026	1:02.203

Laps	Sector 1	Sector 2	Sector 3	Lap Time
No.36 BAKKEGAARD Phillip				
1	21.645	21.366	19.822	1:02.833
2	20.147	20.894	20.003	1:01.044
3	19.801	21.188	19.749	1:00.738
4	20.256	21.586	19.988	1:01.830
5	20.132	20.703	19.643	1:00.478
6	19.506	20.498	19.510	59.514
7	19.401	20.923	19.789	1:00.113
8	19.891	20.505	19.414	59.810



2025ROKcupRnd1 (ITA) 15-16/03/2025





ROUND 1

FRANCIACORTA KARTING TRACK

15-16 MARZO 2025



KARTING TRACK
FRANCIACORTA

MINI ROK U10

Official Free Practice (OFP)

Analysis

For information purposes. No official / regulatory value

Laps	Sector 1	Sector 2	Sector 3	Lap Time	Laps	Sector 1	Sector 2	Sector 3	Lap Time
9	21.415	21.277	19.776	1:02.468	3	19.586	21.021	19.635	1:00.242

No.37 GRONDAL-EELES James

No.43 MAKOLM Anna

1	21.309	21.905	20.655	1:03.869
2	20.597	21.409	20.629	1:02.635
3	20.281	21.303	20.412	1:01.996
4	20.524	21.850	20.448	1:02.822
5	20.086	21.233	20.349	1:01.668
6	20.268	21.654	20.531	1:02.453
7	20.588	21.428	20.518	1:02.534
8	20.406	21.545	20.185	1:02.136

1	21.424	21.849	20.213	1:03.486
2	19.994	21.170	19.797	1:00.961
3	20.008	20.743	19.706	1:00.457
4	19.971	20.806	19.453	1:00.230
5	19.595	20.691	19.516	59.802
6	19.561	20.690	19.545	59.796
7	19.526	20.557	19.582	59.665
8	19.633	20.594	19.668	59.895

No.38 MIKOLAJCZYK Piotr

No.44 ALMEKDAL Ghazi

1	21.411	22.045	20.592	1:04.048
---	---------------	---------------	---------------	-----------------

1	20.561	21.164	20.001	1:01.726
2	20.136	20.851	19.962	1:00.949
3	19.970	20.899	19.972	1:00.841
4	20.154	21.491	20.325	1:01.970
5	19.791	20.894	19.844	1:00.529
6	19.706	20.537	19.949	1:00.192
7	19.773	20.569	20.034	1:00.376
8	19.710	20.447	19.947	1:00.104
9	20.620	20.466	19.914	1:01.000

1	19.988	20.876	19.825	1:00.689
2	19.658	20.616	20.326	1:00.600
3	19.753	20.417	19.597	59.767
4	19.562	20.181	19.442	59.185
5	19.390	20.512	20.082	59.984
6	19.371	20.264	19.534	59.169
7	19.395	20.563	19.560	59.518
8	19.394	20.327	19.605	59.326

No.40 OTTAVIANI Alessio

1	20.304	21.209	19.706	1:01.219
2	19.767	20.669	19.491	59.927
3	20.142	21.139	19.870	1:01.151
4	20.108	21.078	19.652	1:00.838
5	19.645	20.545	19.595	59.785
6	19.799	20.927	19.522	1:00.248
7	19.590	21.434	19.697	1:00.721
8	19.752	20.407	19.418	59.577
9	21.874	21.138	19.821	1:02.833

No.41 CZERNICKI Radek

1	19.787	20.954	19.708	1:00.449
2	19.647	20.324	19.680	59.651



Renato Schmidt

2025ROKcupRnd1 (ITA) 15-16/03/2025

LSTiming





ROUND 1

FRANCIACORTA KARTING TRACK

15-16 MARZO 2025



KARTING TRACK
FRANCIACORTA

MINI ROK U10

Elenco Verificati (31 Drivers)

Document 1.1 OFFICIAL

No.	Competitor	Nation	Driver	Nation	Equipment
11	Luigi Spina		MIGUEL Spina		Energy / Vortex / Levanto
12	New Technology Di Ugnani Fabio		LISIGNOLI Francesco		Kr / Vortex / Levanto
13	Zuffa Ilaria		DAL POZZO Samuel		Kr / Vortex / Levanto
14	Bialais Bruno		BIALAIS GIUDICELLI Leon		Tony Kart / Vortex / Levanto
15	D&d Motorsport Poland		STEC Filip		Parolin / Vortex / Levanto
18	Team Driver Racing Kart		KRALEV Leo		Kr / Vortex / Levanto
19	Team Driver Racing Kart		VENTORINO Giovanni		Kr / Vortex / Levanto
20	Meni Marco		MENI Matteo		Birel / Vortex / Levanto
21	Dugat Loic		FAREL Beretta Dugat		Tony Kart / Vortex / Levanto
22	Avracing Di Villa Alessandro		TRAINA Edoardo		Parolin / Vortex / Levanto
23	Parolin Poland		LUKAS Natan		Parolin / Vortex / Levanto
24	Martin Fabrice		MARTIN Antonio		Tony Kart / Vortex / Levanto
25	Emme Racing		HALILOVIC Demir		Eks / Vortex / Levanto
26	Emme Racing		PASINI Giovanni		Eks / Vortex / Levanto
27	Tsunami		FARDIN Nico		Parolin / Vortex / Levanto
28	Cecchin Davide		CECCHIN Sebastiano Leone		Parolin / Vortex / Levanto
29	Pantoli David		PANTOLI Amine		Parolin / Vortex / Levanto
30	Nico Racing		PIETRAS Nicolaj		Parolin / Vortex / Levanto
31	ACS Brt		REBENCIUC Vladimir		Alonso / Vortex / Levanto
32	ACS Brt		BORTOV Nikita		Alonso / Vortex / Levanto
34	Eric Boullier		BOULLIER Elias Boullier		Tony Kart / Vortex / Levanto
35	Tarillion Motorsport		CASTRO VILLARREAL Iker Javier		Kr / Vortex / Levanto
36	Bakkegaard Andrè		BAKKEGAARD Phillip		Birel / Vortex / Levanto
37	Eeles Thomas Brian		GRONDAL-EELES James		Birel / Vortex / Levanto
38	E1g Racing Team		MIKOLAJCZYK Piotr		Parolin / Vortex / Levanto
39	Sapignoli Paolo		SAPIGNOLI Giorgio		Oberon / Vortex / Levanto
40	Ottaviani Fabio		OTTAVIANI Alessio		Otk / Vortex / Levanto
41	Bambini Racing Team		CZERNICKI Radek		Kr / Vortex / Levanto
42	Prk Asd		YILMAZ Ilmen		Parolin / Vortex / Levanto
43	Tarillion Motorsport		MAKOLM Anna		Alonso / Vortex / Levanto
44	Tarillion Motorsport		ALMEKDDAD Ghazi		Kr / Vortex / Levanto

Presidente del Collegio *Marco Antonio*

Membro del Collegio *Enrico Scabano*

Membro del Collegio *Amalije Ravetto*

2025ROKcupRnd1 (ITA) 15-16/03/2025

